
COUNTRY PROFILES



COUNTRY PROFILES

Albania	65	Kazakhstan	86
Andorra	66	Latvia	87
Armenia	67	Lithuania	88
Austria	68	Luxembourg	89
Azerbaijan	69	Macedonia, FYR	90
Belgium	70	Malta	91
Bosnia-Herzegovina	71	Moldova, Republic of	92
Croatia	72	The Netherlands	93
Czech Republic	73	Norway	94
Denmark	74	Poland	95
Estonia	75	Portugal	96
Finland	76	Romania	97
France	77	Slovakia	98
Georgia	78	Slovenia	99
Germany	79	Spain	100
Greece	80	Sweden	101
Hungary	81	Switzerland	102
Iceland	82	United Kingdom	103
Ireland	83	Uzbekistan	104
Israel	84	Yugoslavia	105
Italy	85		

NOTE ON COUNTRY PROFILES

Data may differ from those published by WHO, due essentially to later data collection by EuroTB, which results in more updated information.

Country profiles have not been prepared for:

- Belarus: only total number of cases provided
- Bulgaria : only a total number of cases provided by site of disease and sputum smear result
- Kyrgyzstan, Russian Federation, Tadjikistan, Turkey, Turkmenistan, Ukraine: aggregate data provided on new cases only
- San Marino, Monaco: zero cases notified in 1998

For countries reporting < 50 cases in 1998, only the figure «Tuberculosis notification rates, 1995-1998» is presented.

For countries reporting < 5% of the TB cases in patients of foreign origin in 1998, the figure «Tuberculosis cases by age group, sex and birthplace (or citizenship)» is not presented.

Trends 1995-1998 are presented only when at least 3 time points were available.

Abbreviations used in the table «Proportions of drug resistant cases» are as follows:

INH = isoniazid

RMP = rifampicin

MDR = multidrug-resistance

Proportions of drug resistant cases are calculated among tested cases.

ALBANIA

TB cases notified in 1998

Notification rate per 100 000 22.3

	N	(%)
Total number of cases	694	(100)
New cases	671	(97)
Recurrent cases	23	(3)
Cases in foreigners	-	-
Culture positive cases	240	(35)
Pulmonary cases	386	(56)
- among which smear positive cases	235	

Proportions of drug resistant cases, 1998

Results refer only to cases notified in 1998

Proportion of notified cases with DST results: 35 %

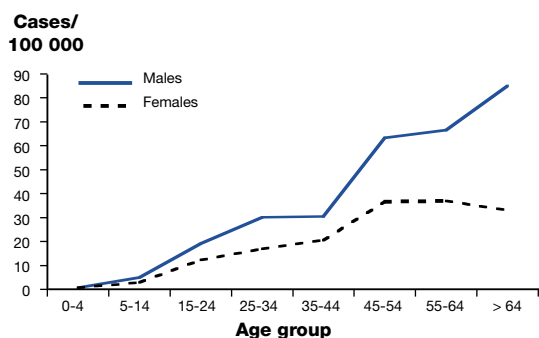
Geographic coverage: national

Number of cases tested: 240/694

	Previous treatment status		Total *
	Never treated	Previously treated	
	N (%)	N (%)	N (%)
Tested	- -	- -	240 (100)
Any resistance to INH	- -	- -	4 (1.7)
Any resistance to RMP	- -	- -	5 (2.1)
MDR (INH & RMP)	- -	- -	3 (1.3)

* including cases without information on previous treatment

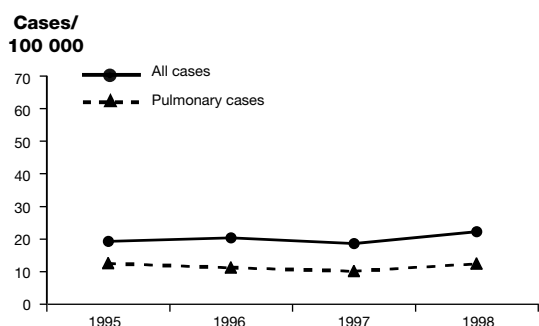
Tuberculosis notification rates by age group and sex, 1998



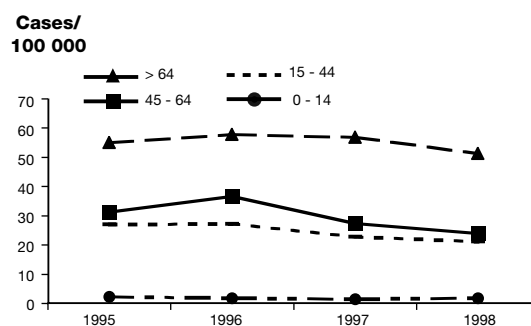
Tuberculosis cases by age group, sex and citizenship, 1998

Not available

Tuberculosis notification rates, 1995-1998



Tuberculosis notification rates by age group, 1995-1998



ANDORRA

TB cases notified in 1998

Notification rate per 100 000 12.4

	N	(%)
Total number of cases	8	(100)
New cases	7	(88)
Recurrent cases	1	(13)
Cases in foreign born patients	6	(75)
Culture positive cases	8	(100)
Pulmonary cases	7	(88)
- among which smear positive cases	2	

Proportions of drug resistant cases, 1998

Results refer only to cases notified in 1998

Proportion of notified cases with DST results: 100 %

Geographic coverage: national

Number of cases tested: 8/8

	Previous treatment status		Total *
	Never treated	Previously treated	
	N (%)	N (%)	N (%)
Tested	7 (100)	1 (100)	8 (100)
Any resistance to INH	0 (0.0)	1 (100)	1 (12.5)
Any resistance to RMP	0 (0.0)	0 (0.0)	0 (0.0)
MDR (INH & RMP)	0 (0.0)	0 (0.0)	0 (0.0)

* including cases without information on previous treatment

Tuberculosis notification rates by age group and sex, 1998

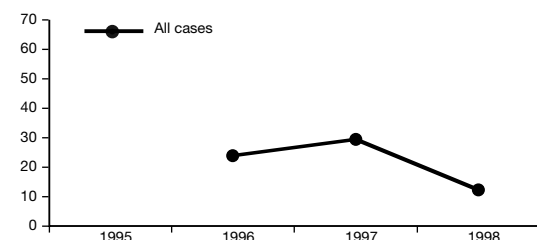
Insufficient number of cases for graphic presentation

Tuberculosis cases by age group, sex and citizenship, 1998

Insufficient number of cases for graphic presentation

Tuberculosis notification rates, 1995-1998

Cases/100 000



Tuberculosis notification rates by age group, 1995-1998

Insufficient number of cases for graphic presentation

ARMENIA

TB cases notified in 1998

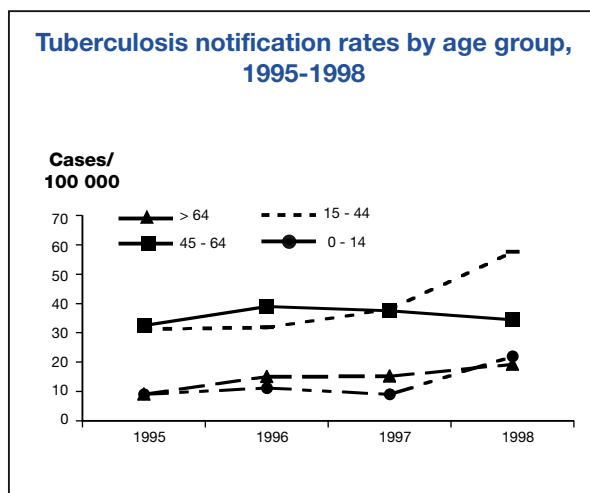
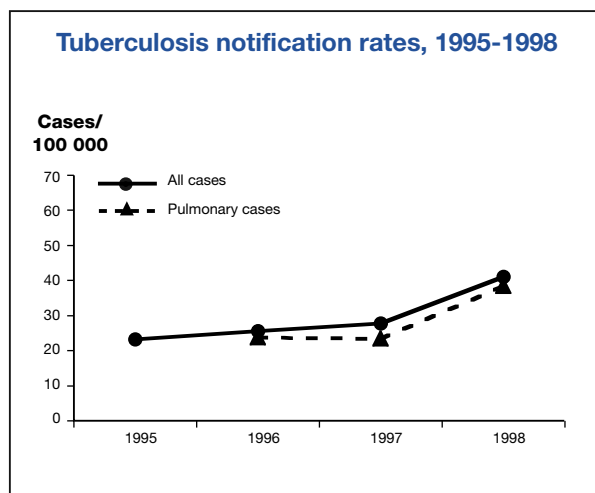
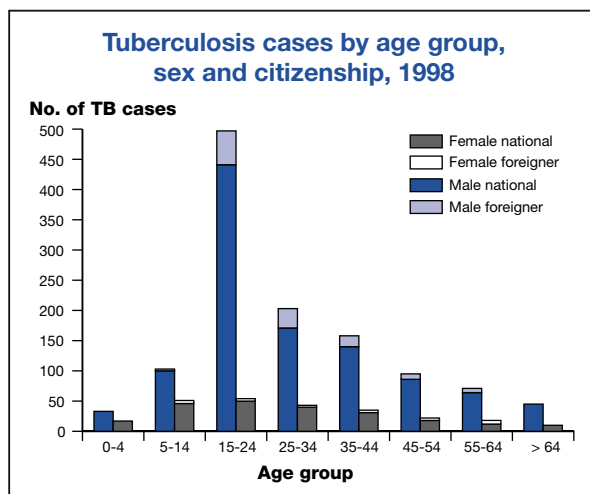
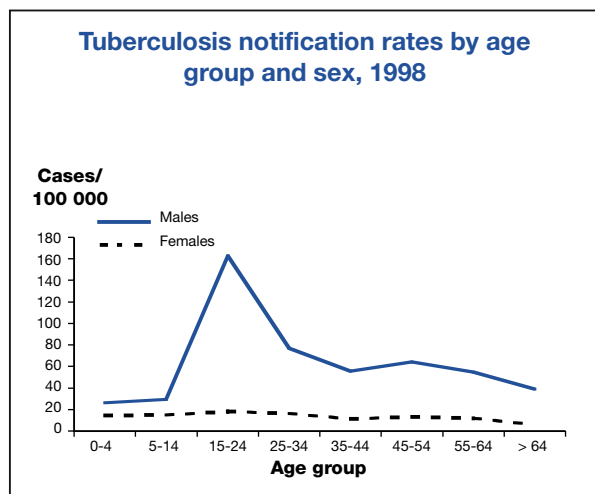
Notification rate per 100 000 41.1

	N	(%)
Total number of cases	1 455	(100)
New cases	1 420	(98)
Recurrent cases	35	(2)
Cases in foreign born patients	151	(10)
Culture positive cases *	-	-
Respiratory cases	1 355	(93)
- among which smear positive cases	616	

* no access to culture in the country

Proportions of drug resistant cases, 1998

Data not requested



AUSTRIA

TB cases notified in 1998

Notification rate per 100 000 16.1

	N	(%)
Total number of cases	1 311	(100)
New cases	1 157	(88)
Recurrent cases	154	(12)
Cases in foreign born patients	288	(22)
Culture positive cases	733	(56)
Pulmonary cases	1 077	(82)
- among which smear positive cases	387	

Proportions of drug resistant cases, 1998

Results refer only to cases notified in 1998

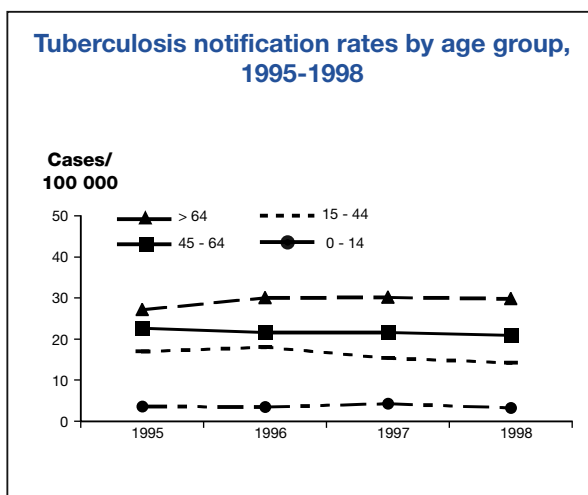
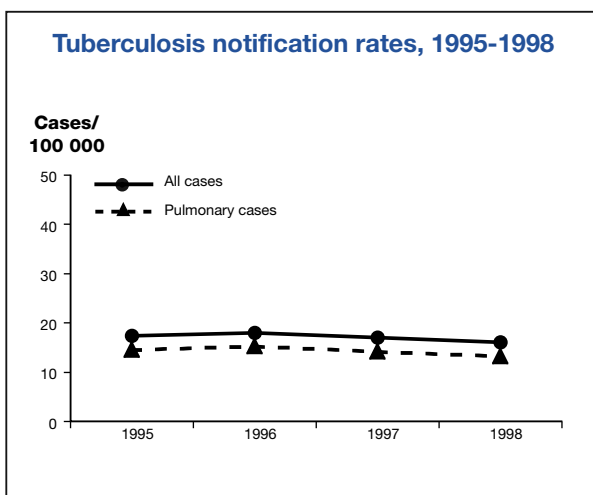
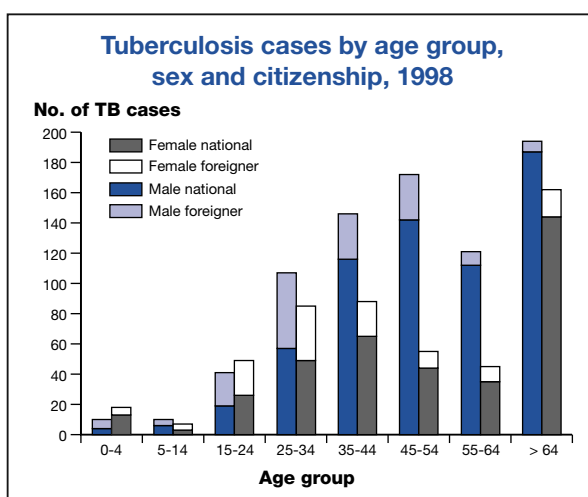
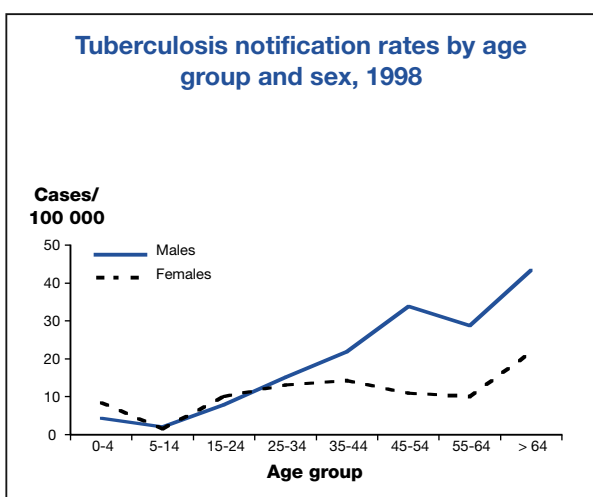
Proportion of notified cases with DST results: 56 %

Geographic coverage: national

Number of cases tested: 733/1 311

	Previous treatment status		Total *
	Never treated	Previously treated	
	N (%)	N (%)	N (%)
Tested	669 (100)	64 (100)	733 (100)
Any resistance to INH	20 (3.0)	4 (6.3)	24 (3.3)
Any resistance to RMP	2 (0.3)	3 (4.7)	5 (0.7)
MDR (INH & RMP)	2 (0.3)	3 (4.7)	5 (0.7)

* including cases without information on previous treatment



AZERBAIDJAN

TB cases notified in 1998

Notification rate per 100 000 56.7

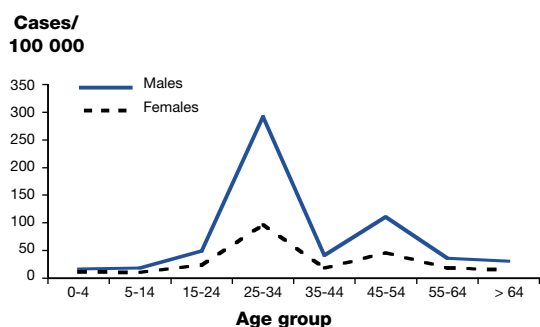
	N	(%)
Total number of cases	4 350	(100)
New cases	4 277	(98)
Recurrent cases	73	(2)
Cases in foreigners *	-	-
Culture positive cases	314	(7)
Pulmonary cases	4 131	(95)
- among which smear positive cases	-	-

* Foreigners not included in the notification

Proportions of drug resistant cases, 1998

Data not requested

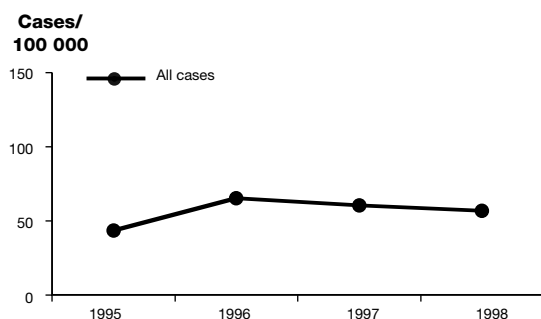
Tuberculosis notification rates by age group and sex, 1998



Tuberculosis cases by age group, sex and citizenship, 1998

Not available

Tuberculosis notification rates, 1995-1998



Tuberculosis notification rates by age group, 1995-1998

Not available

BELGIUM

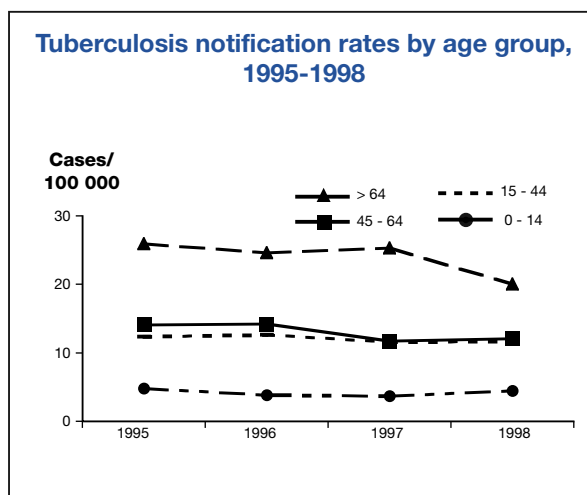
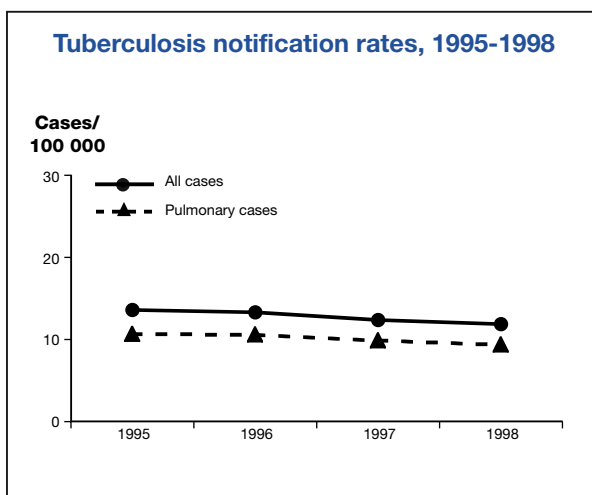
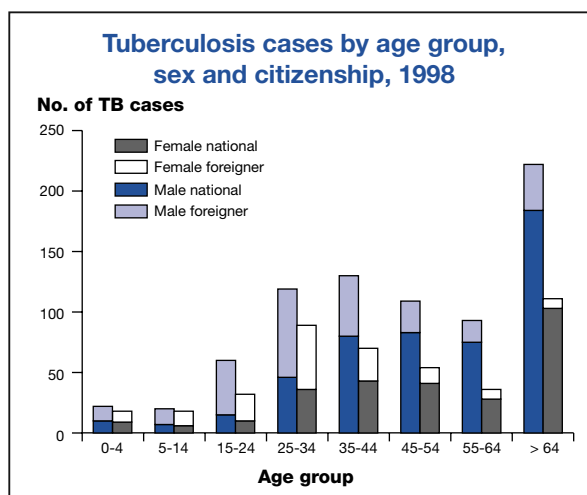
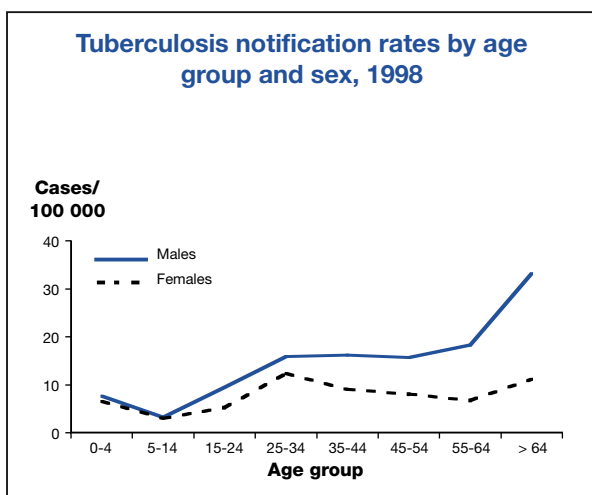
TB cases notified in 1998

Notification rate per 100 000 11.9

	N	(%)
Total number of cases	1 203	(100)
New cases	936	(78)
Recurrent cases	129	(11)
Cases in foreign citizens	427	(35)
Culture positive cases	813	(68)
Pulmonary cases	952	(79)
- among which smear positive cases	249	

Proportions of drug resistant cases, 1998

Data not available



BOSNIA-HERZEGOVINA

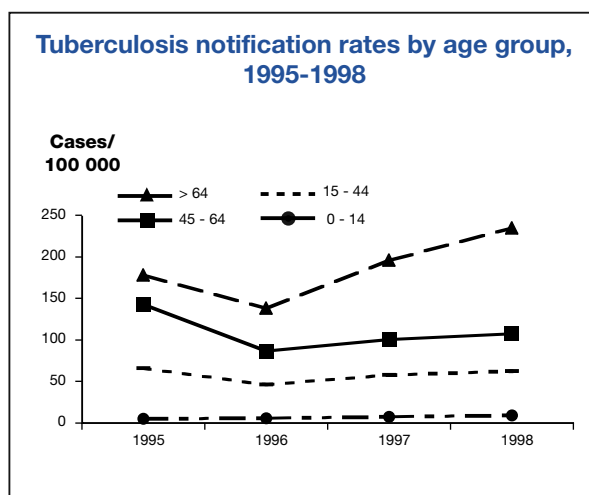
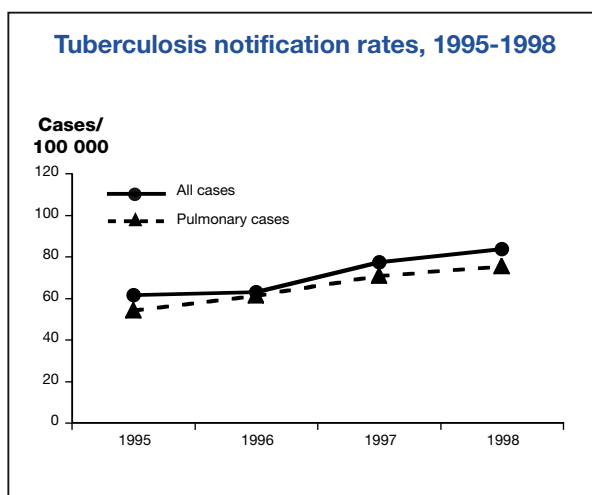
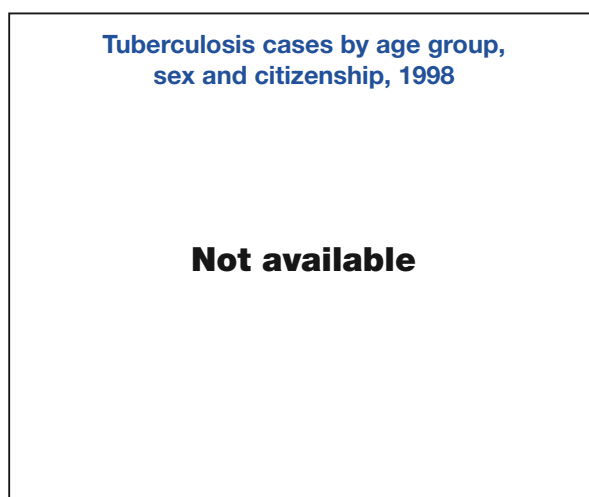
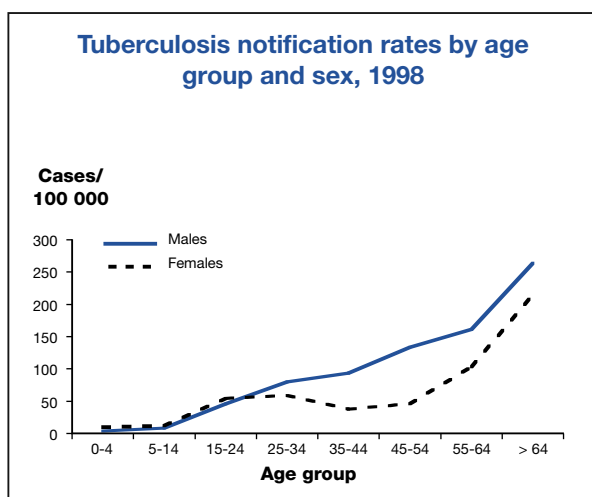
TB cases notified in 1998

Notification rate per 100 000 83.6

	N	(%)
Total number of cases	3 071	(100)
New cases	2 745	(89)
Recurrent cases	312	(10)
Cases in foreigners	-	-
Culture positive cases	1 209	(39)
Pulmonary cases	2 773	(90)
- among which smear positive cases	773	

Proportions of drug resistant cases, 1998

Data not available



CROATIA

TB cases notified in 1998

Notification rate per 100 000 47.3

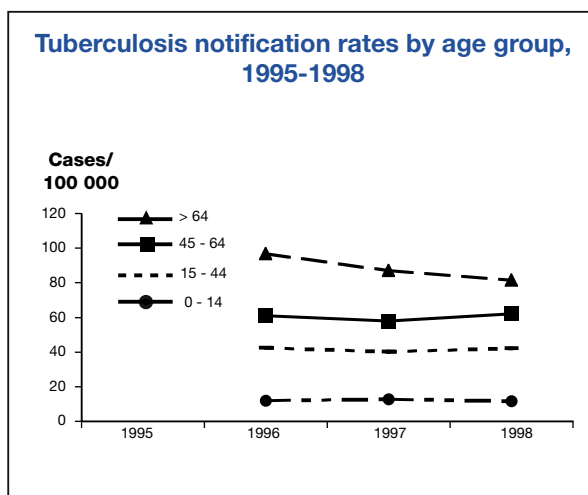
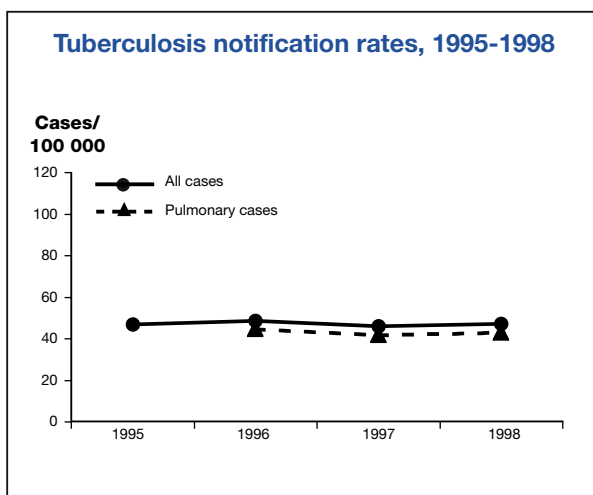
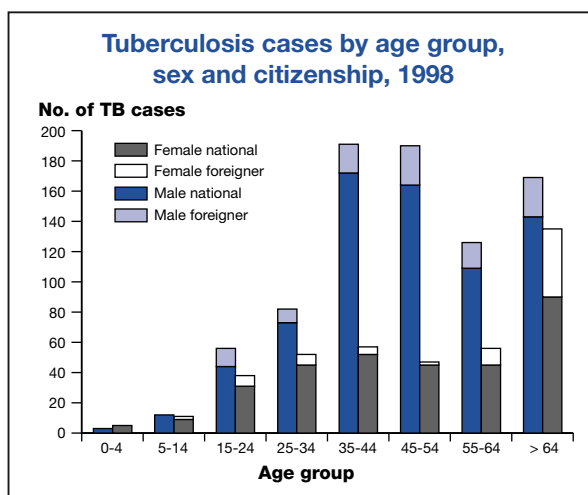
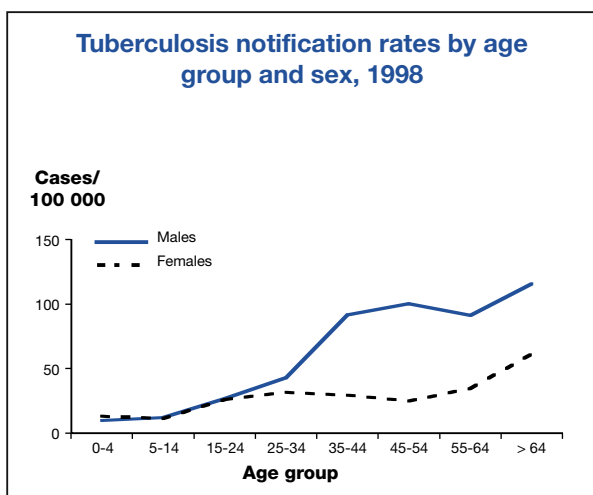
	N	(%)
Total number of cases	2 118	(100)
New cases	1 189	(56)
Recurrent cases	183	(9)
Cases in foreign born patients *	188	(9)
Culture positive cases **	958	(70) **
Pulmonary cases	1 921	(91)
- among which smear positive cases **	546	

* 42% of the TB cases with unknown information on geographic origin

** data collected on a subset of 1 377 TB cases

Proportions of drug resistant cases, 1998

Data not available



CZECH REPUBLIC

TB cases notified in 1998

Notification rate per 100 000 17.6

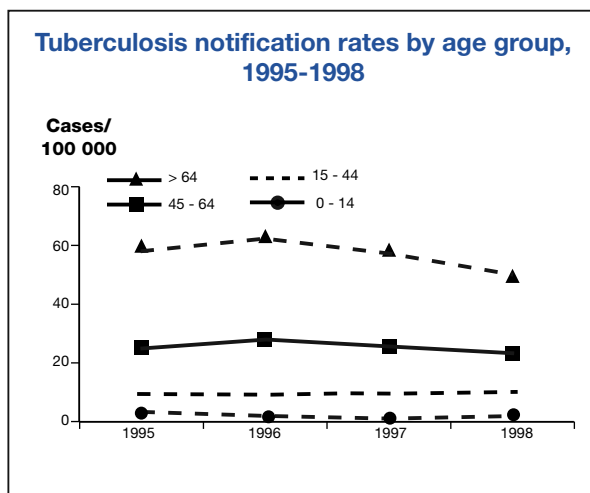
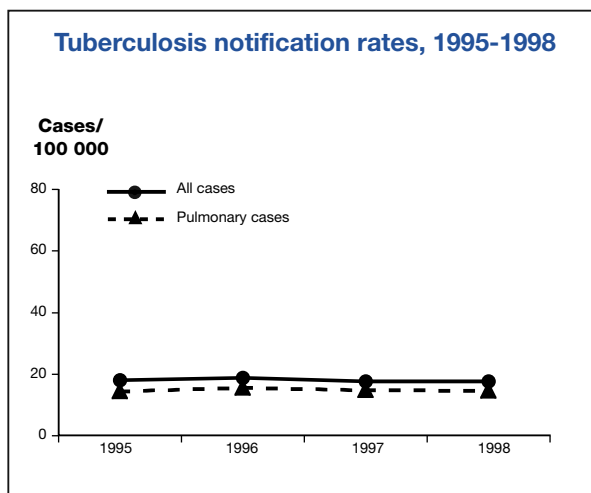
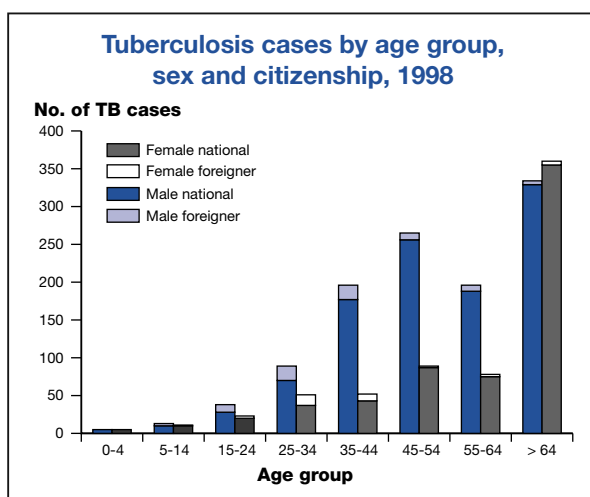
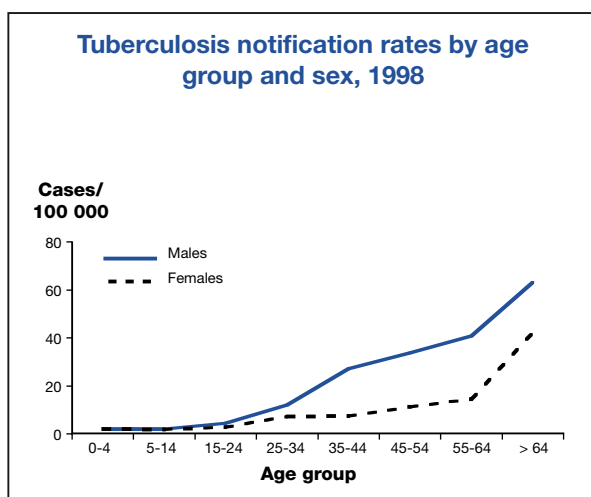
	N	(%)
Total number of cases	1 805	(100)
New cases	1 588	(88)
Recurrent cases	66	(4)
Cases in foreign born patients	110	(6)
Culture positive cases	951	(53)
Respiratory cases	1 504	(83)
- among which smear positive cases	511	

Proportions of drug resistant cases, 1998

Results refer only to pulmonary cases notified in 1998
 Proportion of pulmonary notified cases with DST results: 39 %
 Geographic coverage: national
 Number of cases tested: 592/1 504

	Previous treatment status		Total *
	Never treated	Previously treated	
	N (%)	N (%)	N (%)
Tested	- -	- -	592 (100)
Any resistance to INH	- -	- -	41 (6.9)
Any resistance to RMP	- -	- -	15 (2.5)
MDR (INH & RMP)	- -	- -	13 (2.2)

* including cases without information on previous treatment



DENMARK

TB cases notified in 1998

Notification rate per 100 000 10.0

	N	(%)
Total number of cases	529	(100)
New cases	486	(92)
Recurrent cases	43	(8)
Cases in foreign born patients	344	(65)
Culture positive cases	445	(84)
Pulmonary cases	351	(66)
- among which smear positive cases	163	

Proportions of drug resistant cases, 1998

Results refer only to cases notified in 1998

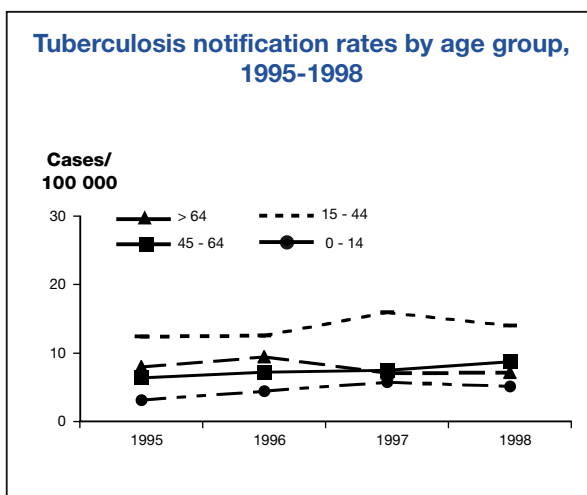
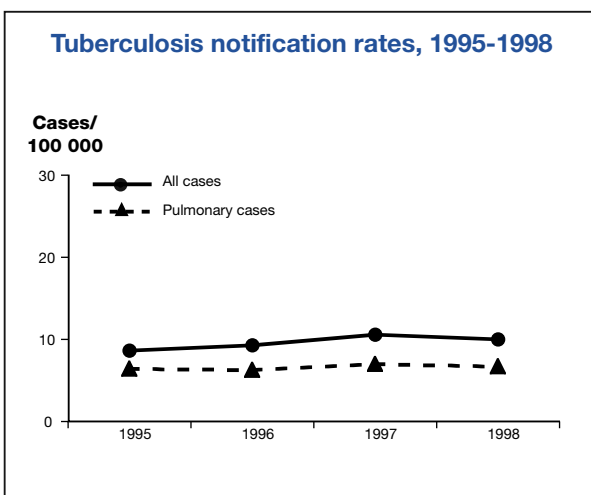
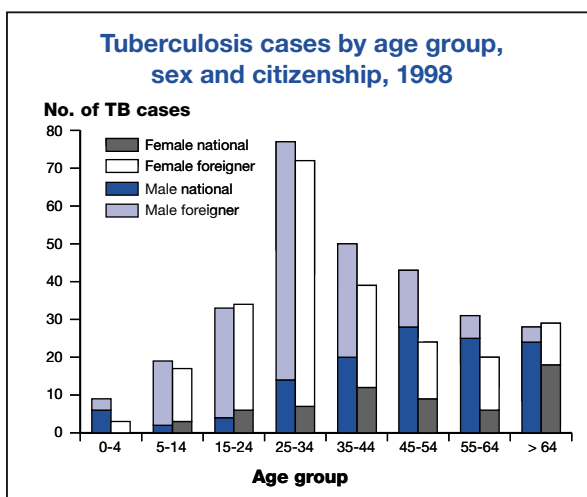
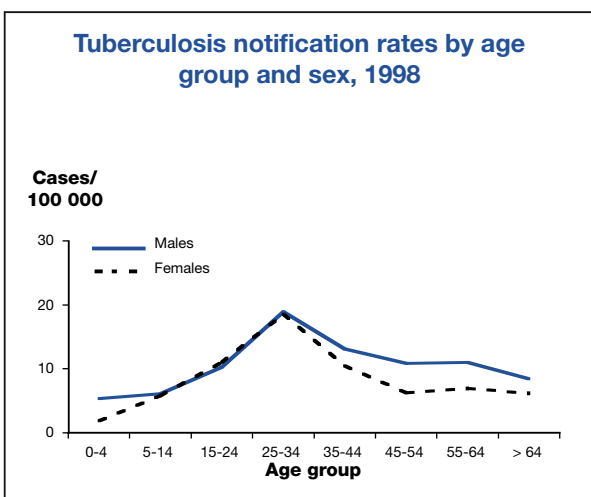
Proportion of notified cases with DST results: 84 %

Geographic coverage: national

Number of cases tested: 444/529

	Previous treatment status		Total *
	Never treated	Previously treated	
	N (%)	N (%)	N (%)
Tested	412 (100)	32 (100)	444 (100)
Any resistance to INH	25 (6.1)	4 (12.5)	29 (6.5)
Any resistance to RMP	2 (0.5)	1 (3.1)	3 (0.7)
MDR (INH & RMP)	2 (0.5)	1 (3.1)	3 (0.7)

* including cases without information on previous treatment



ESTONIA

TB cases notified in 1998

Notification rate per 100 000 57.2

	N	(%)
Total number of cases	818	(100)
New cases	688	(84)
Recurrent cases	130	(16)
Cases in foreign born patients	114	(14)
Culture positive cases	536	(66)
Pulmonary cases	745	(91)
- among which smear positive cases	359	

Proportions of drug resistant cases, 1998

Results refer only to cases notified in 1998

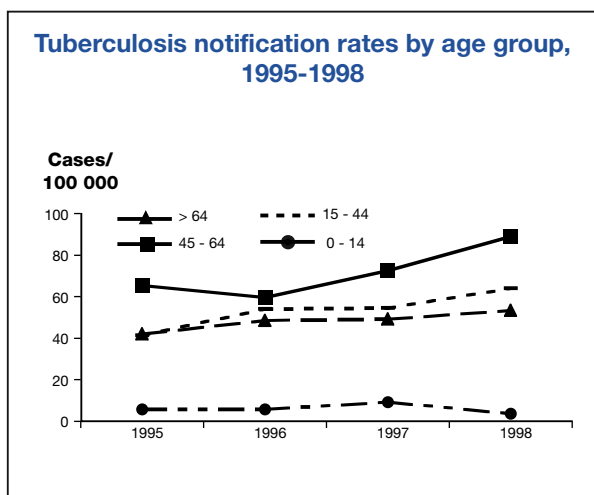
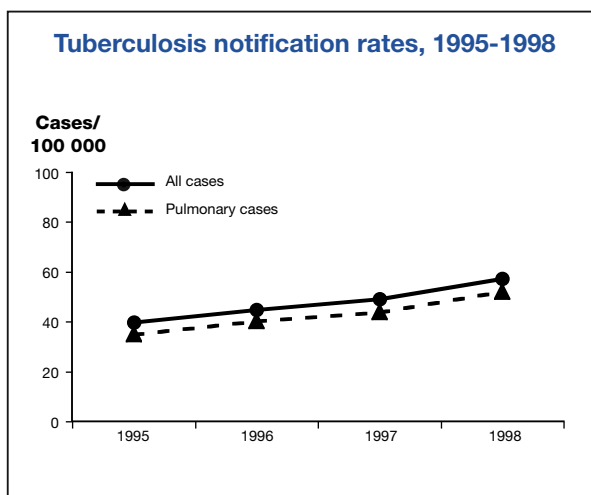
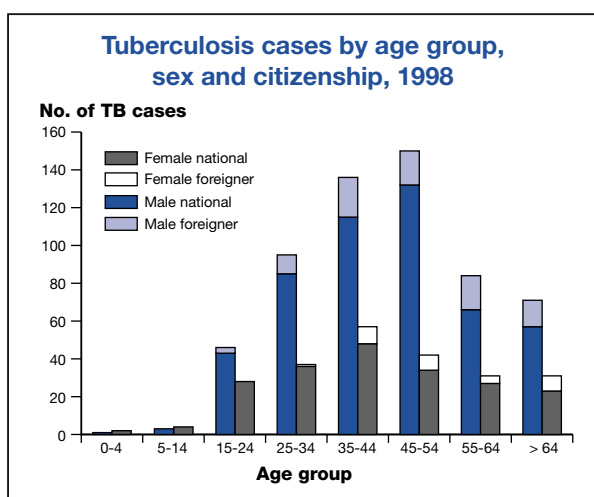
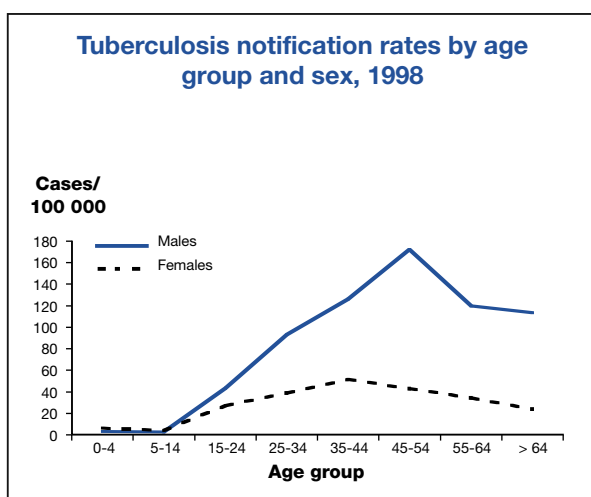
Proportion of notified cases with DST results: 64 %

Geographic coverage: national

Number of cases tested: 526/818

	Previous treatment status		Total *
	Never treated	Previously treated	
	N (%)	N (%)	N (%)
Tested	433 (100)	93 (100)	526 (100)
Any resistance to INH	110 (25.4)	46 (49.5)	156 (29.7)
Any resistance to RMP	67 (15.5)	35 (37.6)	102 (19.4)
MDR (INH & RMP)	63 (14.5)	34 (36.6)	97 (18.4)

* including cases without information on previous treatment



FINLAND

TB cases notified in 1998

Notification rate per 100 000 12.2

	N	(%)
Total number of cases	629	(100)
New cases	-	-
Recurrent cases	-	-
Cases in foreign born patients	49	(8)
Culture positive cases	490	(78)
Pulmonary cases	396	(63)
- among which smear positive cases	201	

Proportions of drug resistant cases, 1998

Results refer only to cases notified in 1998

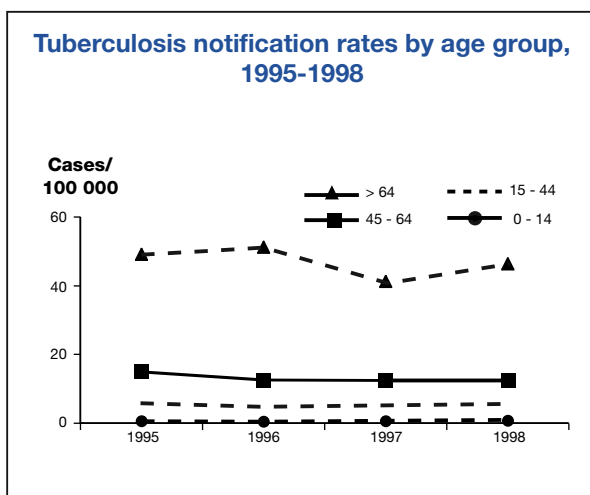
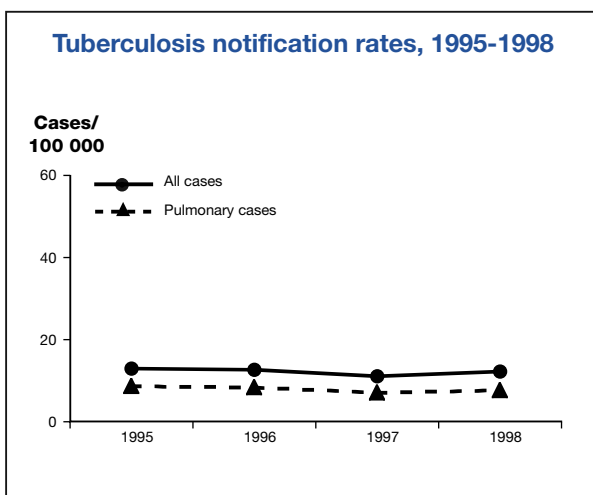
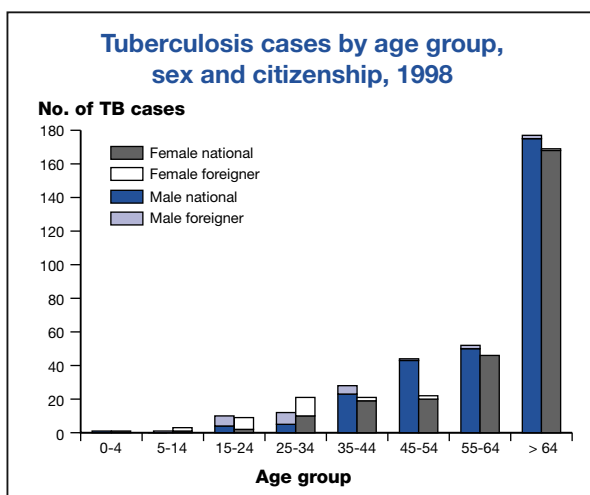
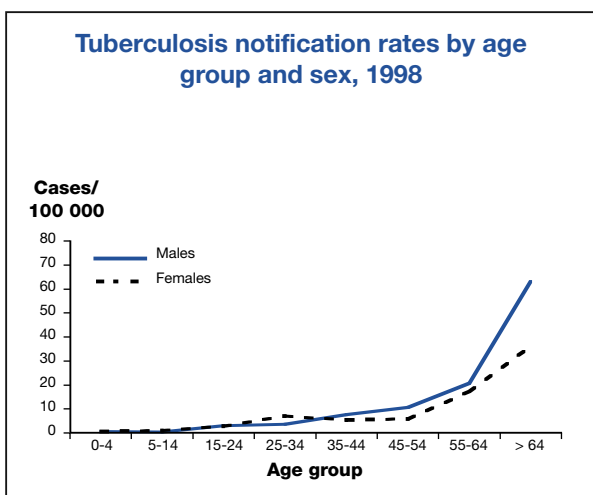
Proportion of notified cases with DST results: 56 %

Geographic coverage: national

Number of cases tested: 353/629

	Never treated		Previously treated		Total *
	N	(%)	N	(%)	
Tested	-	-	-	-	353 (100)
Any resistance to INH	-	-	-	-	9 (2.5)
Any resistance to RMP	-	-	-	-	3 (0.8)
MDR (INH & RMP)	-	-	-	-	2 (0.6)

* including cases without information on previous treatment



FRANCE

TB cases notified in 1998

Notification rate per 100 000 11.0

	N	(%)
Total number of cases	6 651	(100)
New cases	5 981	(90)
Recurrent cases	670	(10)
Cases in foreign citizens	1 595	(24)
Culture positive cases	1 625	(24)
Pulmonary cases	4 925	(74)
- among which smear positive cases	2 697	

Proportions of drug resistant cases, 1998

DST results not linked with TB notification

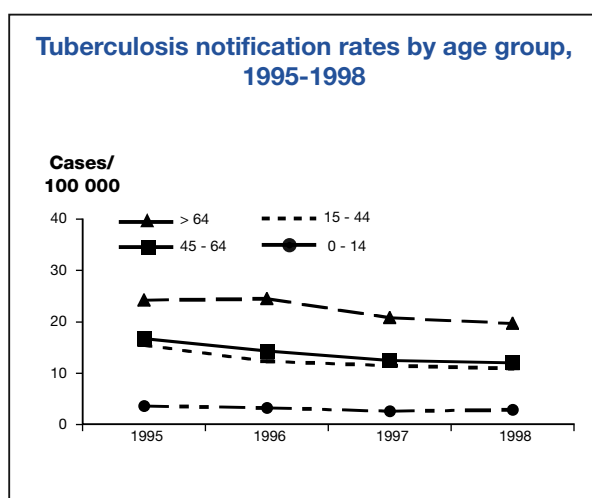
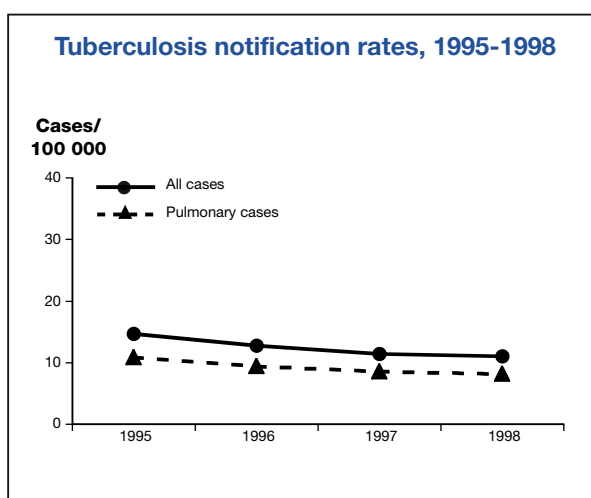
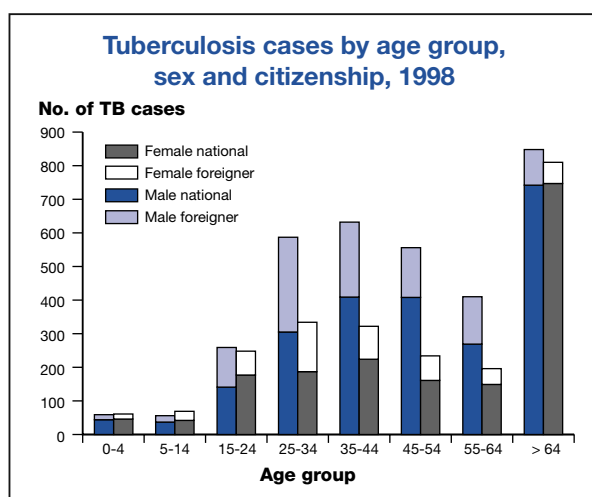
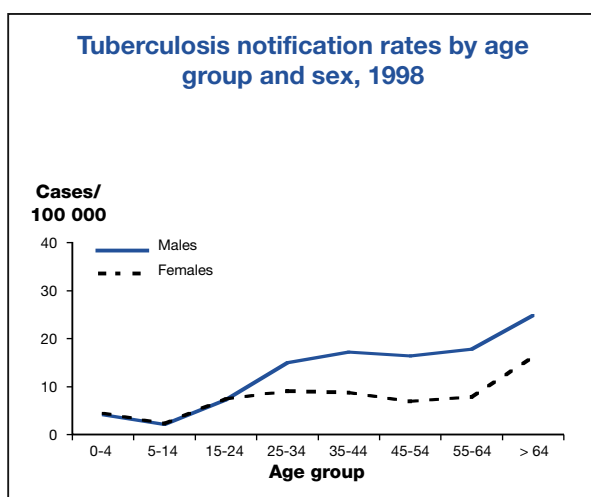
Proportion of notified cases with DST results: NA

Geographic coverage: 11/22 regions

Number of cases tested: 1 115

	Never treated		Previously treated		Total *
	N	(%)	N	(%)	
Tested	850	(100)	65	(100)	1 115 (100)
Any resistance to INH	42	(4.9)	11	(16.9)	64 (5.7)
Any resistance to RMP	6	(0.7)	6	(9.2)	14 (1.3)
MDR (INH & RMP)	6	(0.7)	6	(9.2)	12 (1.1)

* including cases without information on previous treatment



GEORGIA

TB cases notified in 1998

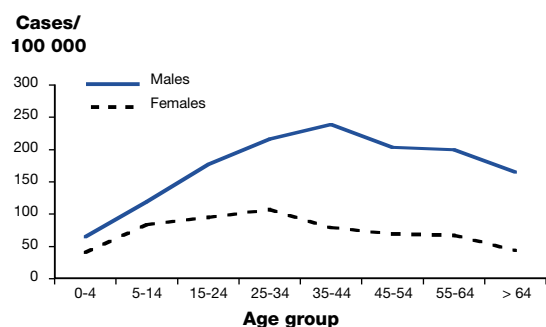
Notification rate per 100 000 124.6

	N	(%)
Total number of cases	6 302	(100)
New cases	4 644	(74)
Recurrent cases	1 658	(26)
Cases in foreign citizens	0	(0)
Culture positive cases	-	-
Pulmonary cases	4 586	(73)
- among which smear positive cases	915	

Proportions of drug resistant cases, 1998

Data not requested

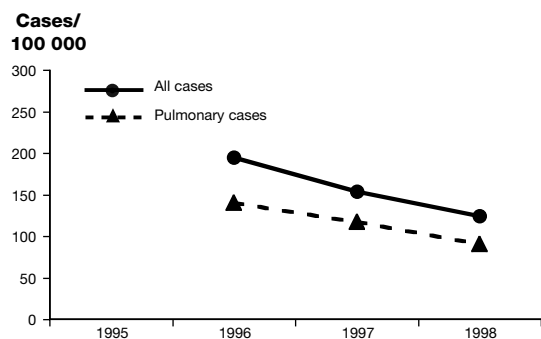
Tuberculosis notification rates by age group and sex, 1998



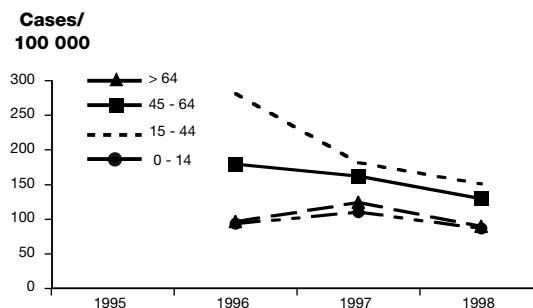
Tuberculosis cases by age group, sex and citizenship, 1998

Not available

Tuberculosis notification rates, 1995-1998



Tuberculosis notification rates by age group, 1995-1998



GERMANY

TB cases notified in 1998

Notification rate per 100 000 12.7

	N	(%)
Total number of cases	10 440	(100)
New cases	-	-
Recurrent cases	-	-
Cases in foreign citizens	3 291	(32)
Culture positive cases *	4 168	(66) *
Respiratory cases	8 796	(84)
- among which smear positive cases	3 124	

* data collected on a subset of 6 304 TB cases

Proportions of drug resistant cases, 1998

Results refer only to cases notified in 1998 in 290/430 public health units

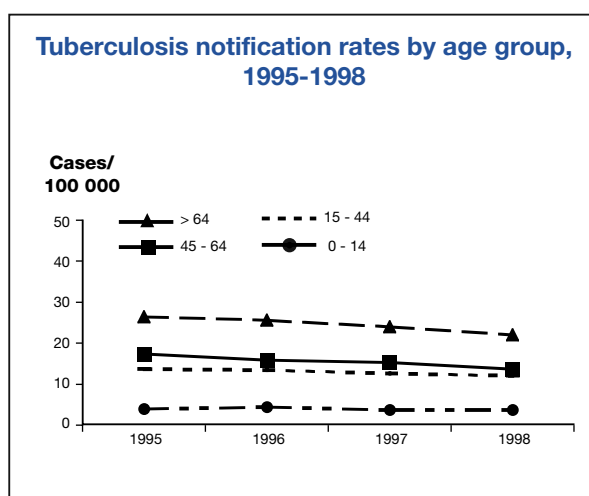
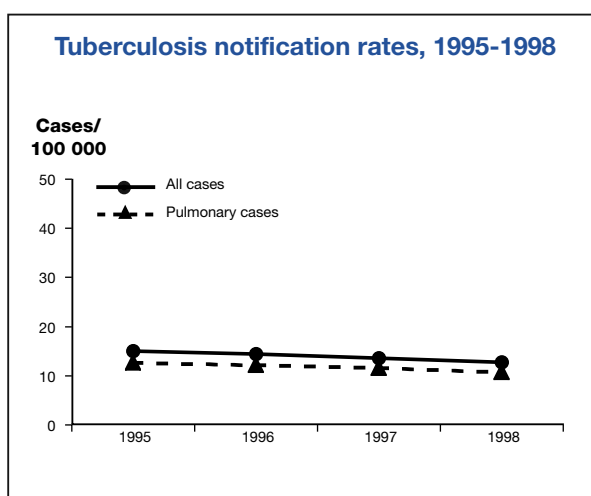
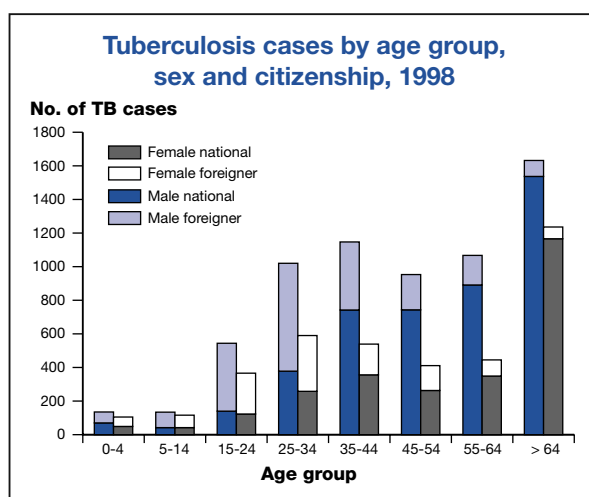
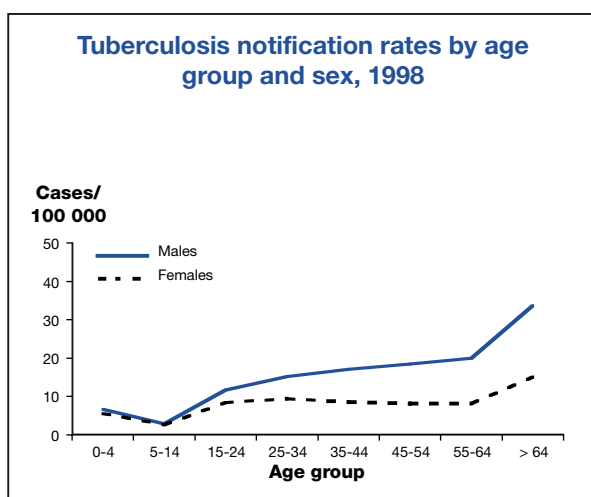
Proportion of notified cases with DST results: 52 %

Geographic coverage: national

Number of cases tested: 3 271/6 304

	Previous treatment status		Total *
	Never treated	Previously treated	
	N (%)	N (%)	N (%)
Tested	1 583 (100)	282 (100)	3 271 (100)
Any resistance to INH	77 (4.9)	50 (17.7)	204 (6.2)
Any resistance to RMP	23 (1.5)	20 (7.1)	57 (1.7)
MDR (INH & RMP)	13 (0.8)	19 (6.7)	45 (1.4)

* including cases without information on previous treatment



GREECE

TB cases notified in 1998

Notification rate per 100 000 10.9

	N	(%)
Total number of cases	1 152	(100)
New cases	1 133	(98)
Recurrent cases *	19	(2)
Cases in foreign citizens	126	(11)
Culture positive cases	420	(36)
Pulmonary cases	873	(76)
- among which smear positive cases	287	

* Included in the notification since 1998

Proportions of drug resistant cases, 1998

DST results not linked with notification

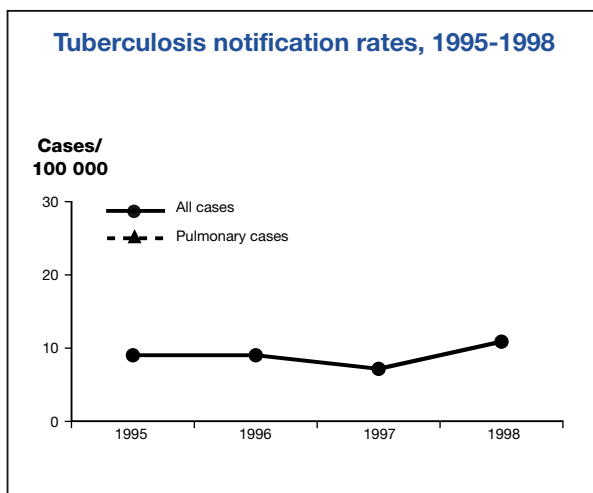
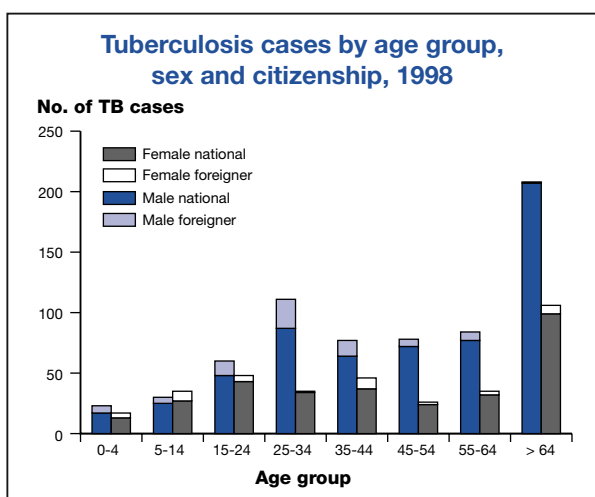
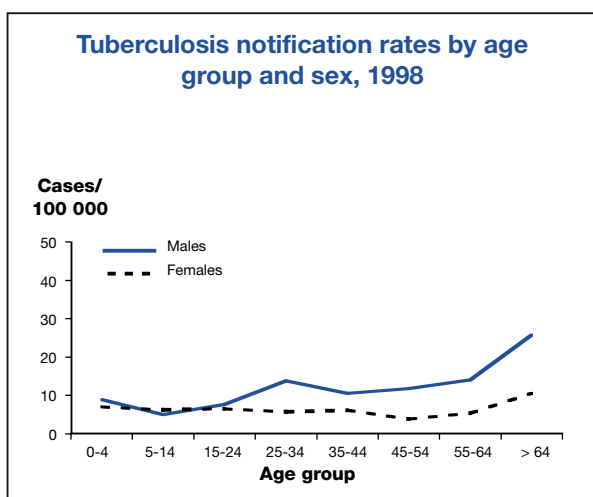
Proportion of notified cases with DST results: NA

Geographic coverage: national

Number of cases tested: 613

	Previous treatment status		Total *
	Never treated	Previously treated	
	N (%)	N (%)	N (%)
Tested	- -	- -	613 (100)
Any resistance to INH	- -	- -	80 (13.1)
Any resistance to RMP	- -	- -	48 (7.8)
MDR (INH & RMP)	- -	- -	31 (5.1)

* including cases without information on previous treatment



Tuberculosis notification rates by age group, 1995-1998

Not available

HUNGARY

TB cases notified in 1998

Notification rate per 100 000 39.5

	N	(%)
Total number of cases	3 999	(100)
New cases	3 375	(84)
Recurrent cases	624	(16)
Cases in foreign citizens	10	(0)
Culture positive cases	1 483	(37)
Pulmonary cases	3 740	(94)
- among which smear positive cases	774	

Proportions of drug resistant cases, 1998

Results refer only to cases notified in 1998

Proportion of notified cases with DST results: 18 %

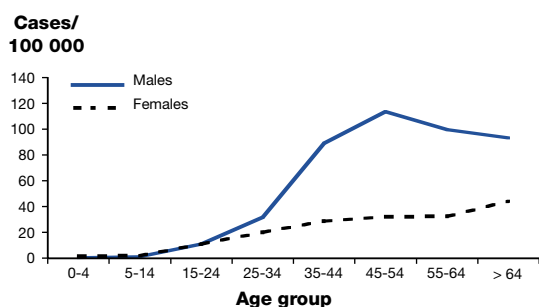
Geographic coverage: national

Number of cases tested: 733/3 999

	Previous treatment status		Total *
	Never treated	Previously treated	
	N (%)	N (%)	N (%)
Tested	599 (100)	134 (100)	733 (100)
Any resistance to INH	71 (11.9)	32 (23.9)	103 (14.1)
Any resistance to RMP	30 (5.0)	18 (13.4)	48 (6.5)
MDR (INH & RMP)	24 (4.0)	13 (9.7)	37 (5.0)

* including cases without information on previous treatment

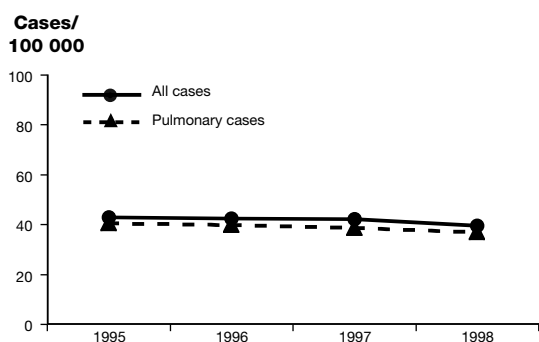
Tuberculosis notification rates by age group and sex, 1998



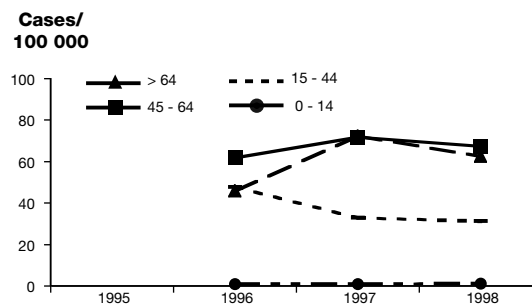
Tuberculosis cases by age group, sex and citizenship, 1998

Less than 5% of the TB cases in patients of foreign origin

Tuberculosis notification rates, 1995-1998



Tuberculosis notification rates by age group, 1995-1998



ICELAND

TB cases notified in 1998

Notification rate per 100 000	6.2	
	N	(%)
Total number of cases	17	(100)
New cases	12	(71)
Recurrent cases	5	(29)
Cases in foreign born patients	8	(47)
Culture positive cases	11	(65)
Pulmonary cases	12	(71)
- among which smear positive cases	3	

Proportions of drug resistant cases, 1998

Results refer only to cases notified in 1998
 Proportion of notified cases with DST results: 65 %
 Geographic coverage: national
 Number of cases tested: 11/17

	Previous treatment status		Total *
	Never treated	Previously treated	
	N (%)	N (%)	N (%)
Tested	10 (100)	1 (100)	11 (100)
Any resistance to INH	0 (0.0)	0 (0.0)	0 (0.0)
Any resistance to RMP	0 (0.0)	0 (0.0)	0 (0.0)
MDR (INH & RMP)	0 (0.0)	0 (0.0)	0 (0.0)

* including cases without information on previous treatment

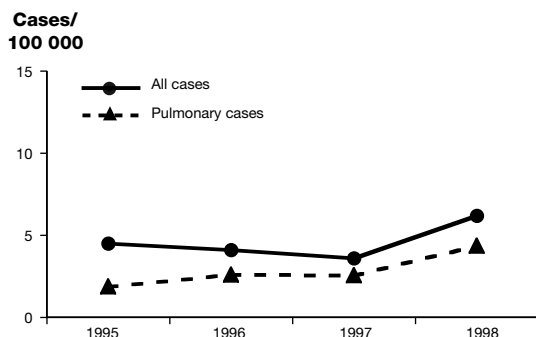
Tuberculosis notification rates by age group and sex, 1998

Insufficient number of cases for graphic presentation

Tuberculosis cases by age group, sex and citizenship, 1998

Insufficient number of cases for graphic presentation

Tuberculosis notification rates, 1995-1998



Tuberculosis notification rates by age group, 1995-1998

Insufficient number of cases for graphic presentation

IRELAND

TB cases notified in 1998

Notification rate per 100 000 11.5

	N	(%)
Total number of cases	424	(100)
New cases	185	(44)
Recurrent cases	39	(9)
Cases in foreign born patients	35	(8)
Culture positive cases	243	(57)
Pulmonary cases	314	(74)
- among which smear positive cases	121	

Proportions of drug resistant cases, 1998

Results refer only to cases notified in 1998

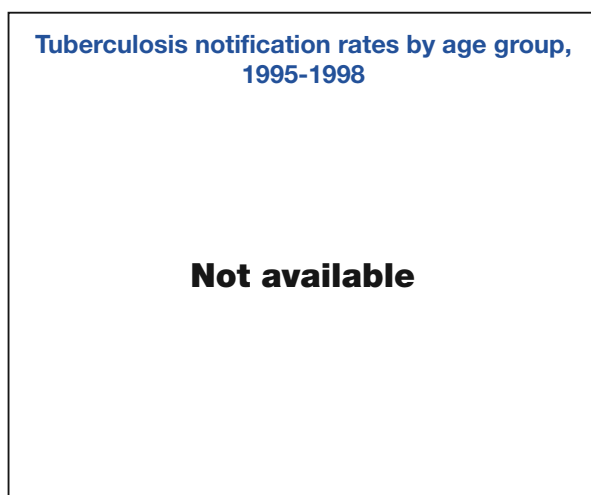
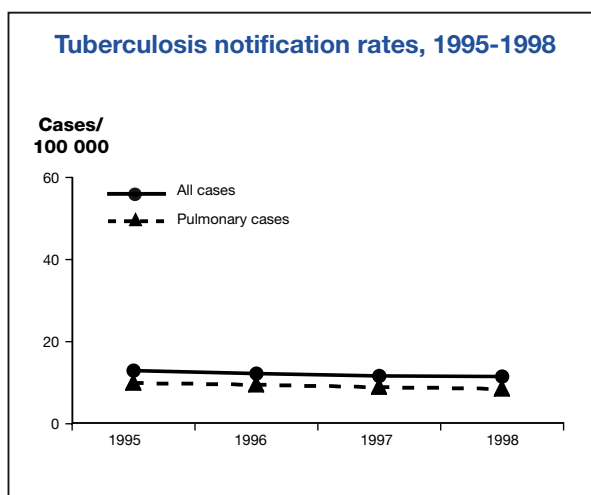
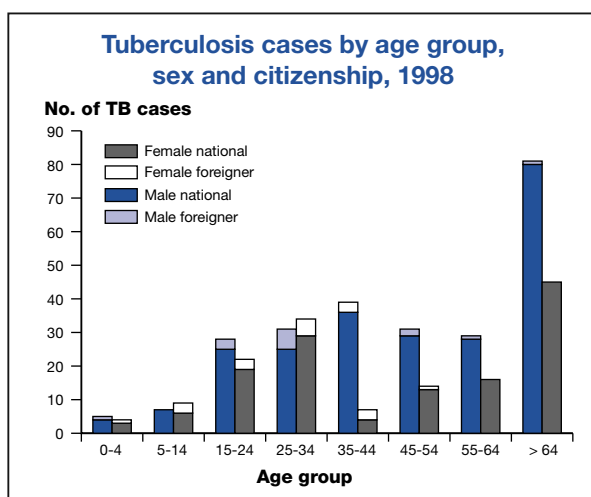
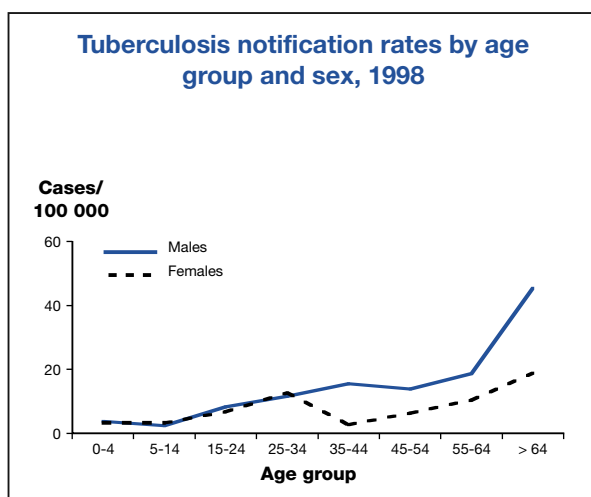
Proportion of notified cases with DST results: 57 %

Geographic coverage: national

Number of cases tested: 241/424

	Previous treatment status		Total *
	Never treated	Previously treated	
	N (%)	N (%)	N (%)
Tested	112 (100)	19 (100)	241 (100)
Any resistance to INH	1 (0.9)	0 (0.0)	3 (1.2)
Any resistance to RMP	0 (0.0)	0 (0.0)	0 (0.0)
MDR (INH & RMP)	0 (0.0)	0 (0.0)	0 (0.0)

* including cases without information on previous treatment



ISRAEL

TB cases notified in 1998

Notification rate per 100 000 11.0

	N	(%)
Total number of cases	656	(100)
New cases	617	(94)
Recurrent cases	39	(6)
Cases in foreign born patients	560	(85)
Culture positive cases	377	(57)
Pulmonary cases	497	(76)
- among which smear positive cases	242	

Proportions of drug resistant cases, 1998

Results refer only to cases notified in 1998

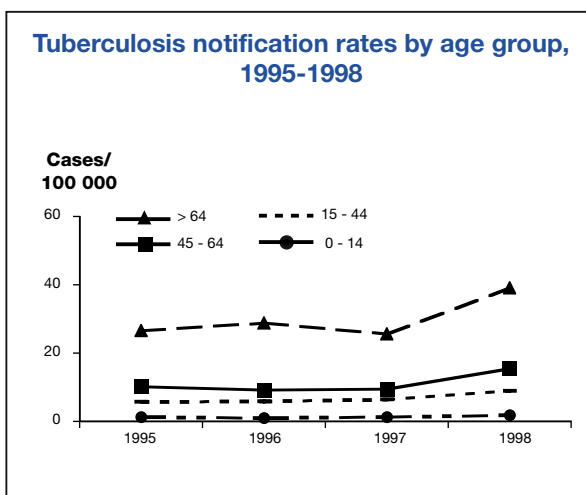
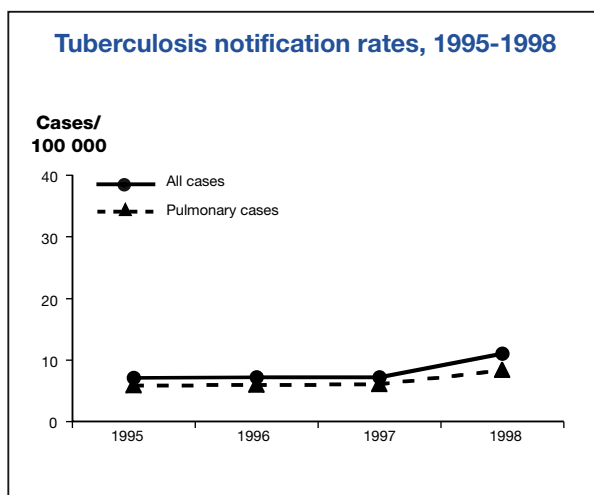
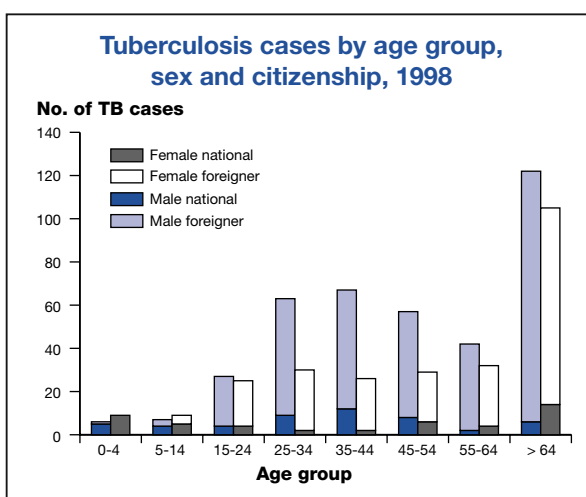
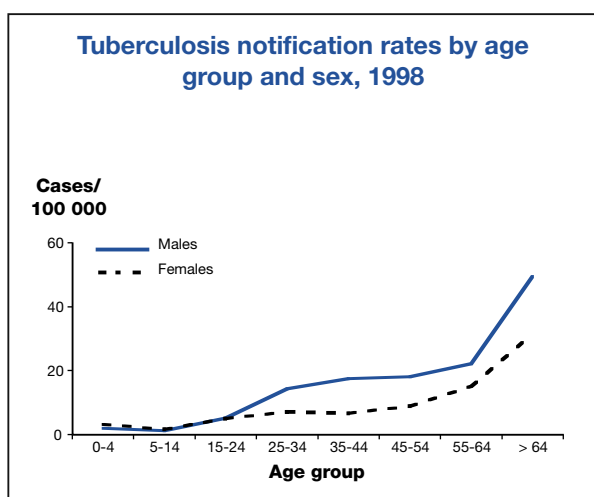
Proportion of notified cases with DST results: 62 %

Geographic coverage: national

Number of cases tested: 307/497

	Never treated		Previously treated		Total *	
	N	(%)	N	(%)	N	(%)
Tested	-	-	-	-	307	(100)
Any resistance to INH	-	-	-	-	48	(15.6)
Any resistance to RMP	-	-	-	-	26	(8.5)
MDR (INH & RMP)	-	-	-	-	25	(8.1)

* including cases without information on previous treatment



ITALY

TB cases notified in 1998

Notification rate per 100 000 8.4

	N	(%)
Total number of cases	4 795	(100)
New cases	-	-
Recurrent cases	-	-
Cases in foreign citizens	797	(17)
Culture positive cases	2 261	(47)
Pulmonary cases	3 680	(77)
- among which smear positive cases	2 040	

Proportions of drug resistant cases, 1998

DST results not linked with TB notification

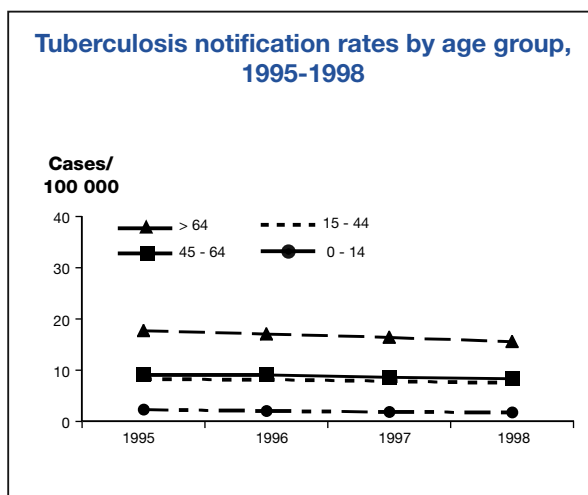
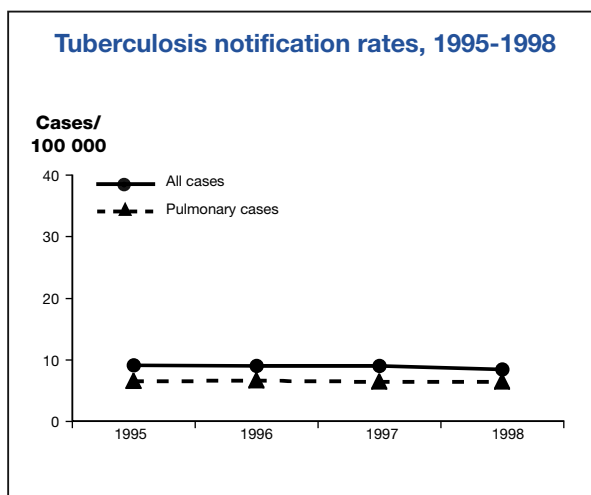
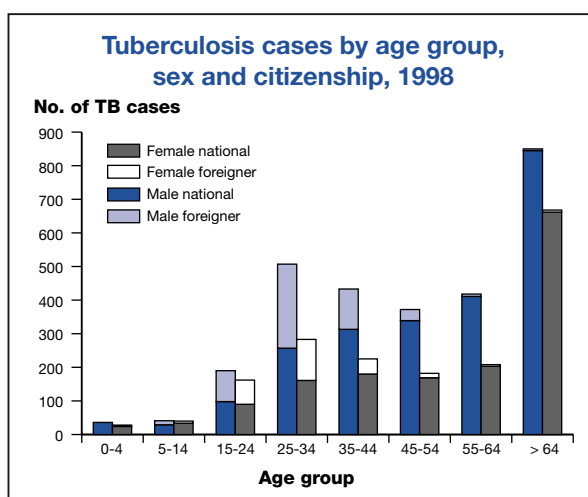
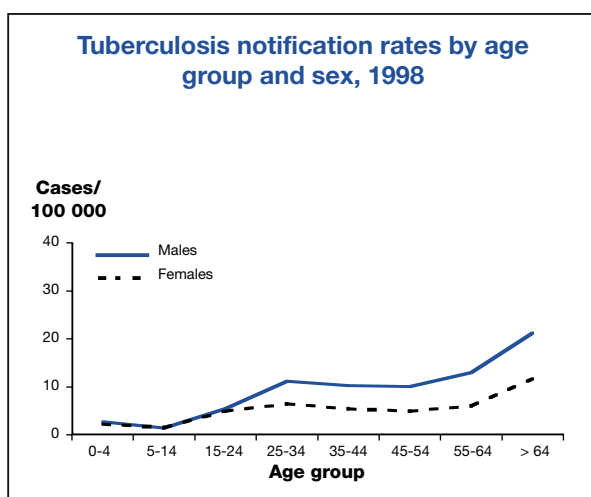
Proportion of notified cases with DST results: NA

Geographic coverage: 13/20 regions

Number of cases tested: 810

	Never treated		Previously treated		Total *	
	N	(%)	N	(%)	N	(%)
Tested	683	(100)	115	(100)	810	(100)
Any resistance to INH	38	(5.6)	53	(46.1)	93	(11.5)
Any resistance to RMP	15	(2.2)	55	(47.8)	72	(8.9)
MDR (INH & RMP)	8	(1.2)	42	(36.5)	51	(6.3)

* including cases without information on previous treatment



KAZAKHSTAN

TB cases notified in 1998

Notification rate per 100 000 126.4

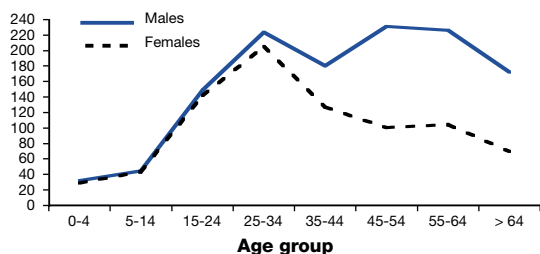
	N	(%)
Total number of cases	20 623	(100)
New cases	18 505	(90)
Recurrent cases	2 118	(10)
Cases in foreigners	-	-
Culture positive cases	-	-
Respiratory cases	19 420	(94)
- among which smear positive cases	6 979	

Proportions of drug resistant cases, 1998

Data not requested

Tuberculosis notification rates by age group and sex, 1998

Cases/
100 000

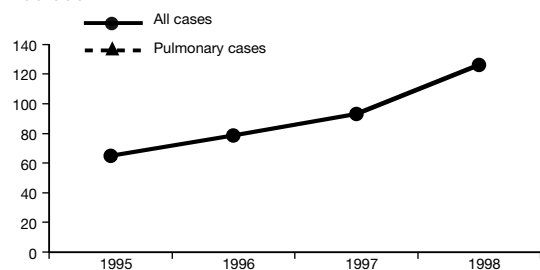


Tuberculosis cases by age group, sex and citizenship, 1998

Not available

Tuberculosis notification rates, 1995-1998

Cases/
100 000



Tuberculosis notification rates by age group, 1995-1998

Not available

LATVIA

TB cases notified in 1998

Notification rate per 100 000 90.0

	N	(%)
Total number of cases	2 182	(100)
New cases	1 820	(83)
Recurrent cases	362	(17)
Cases in foreign born patients	61	(3)
Culture positive cases	1 255	(58)
Respiratory cases	2 080	(95)
- among which smear positive cases	818	

Proportions of drug resistant cases, 1998

Results refer only to cases notified in 1998

Proportion of notified cases with DST results: 46 %

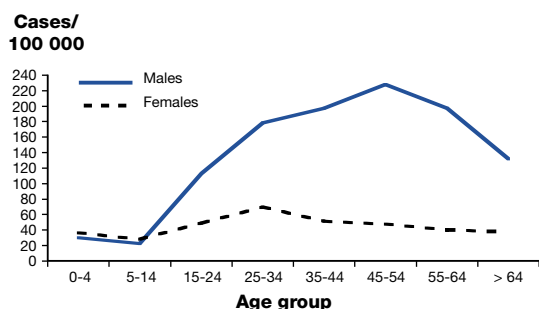
Geographic coverage: national

Number of cases tested: 1 013/2 182

	Previous treatment status				Total *
	Never treated		Previously treated		
	N	(%)	N	(%)	N (%)
Tested	789	(100)	224	(100)	1 013 (100)
Any resistance to INH	222	(28.1)	65	(29.0)	287 (28.3)
Any resistance to RMP	72	(9.1)	57	(25.4)	129 (12.7)
MDR (INH & RMP)	71	(9.0)	53	(23.7)	124 (12.2)

* including cases without information on previous treatment

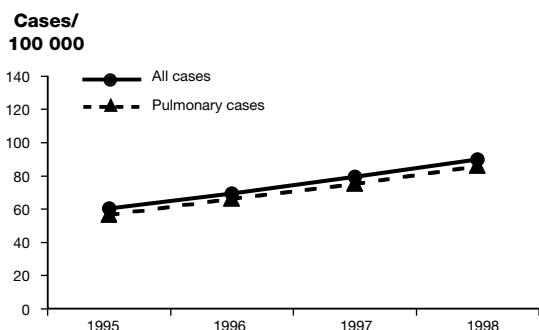
Tuberculosis notification rates by age group and sex, 1998



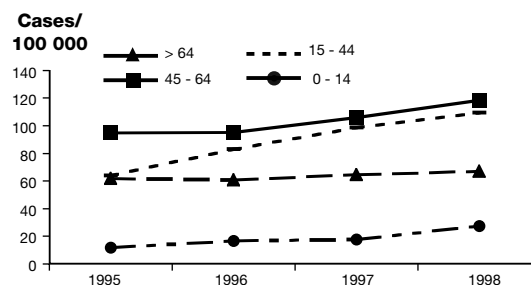
Tuberculosis cases by age group, sex and citizenship, 1998

Less than 5% of TB cases in foreign born patients

Tuberculosis notification rates, 1995-1998



Tuberculosis notification rates by age group, 1995-1998



LITHUANIA

TB cases notified in 1998

Notification rate per 100 000 81.7

	N	(%)
Total number of cases	3 016	(100)
New cases	2 690	(89)
Recurrent cases	326	(11)
Cases in foreign born patients	231	(8)
Culture positive cases	1 469	(49)
Pulmonary cases	2 712	(90)
- among which smear positive cases	787	

Proportions of drug resistant cases, 1998

Results refer only to cases notified in 1998

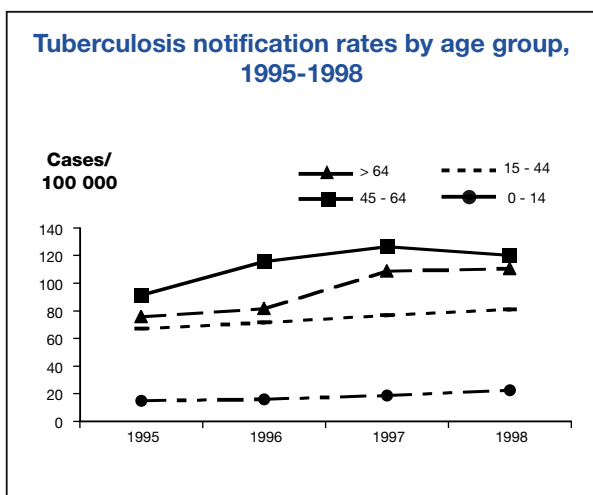
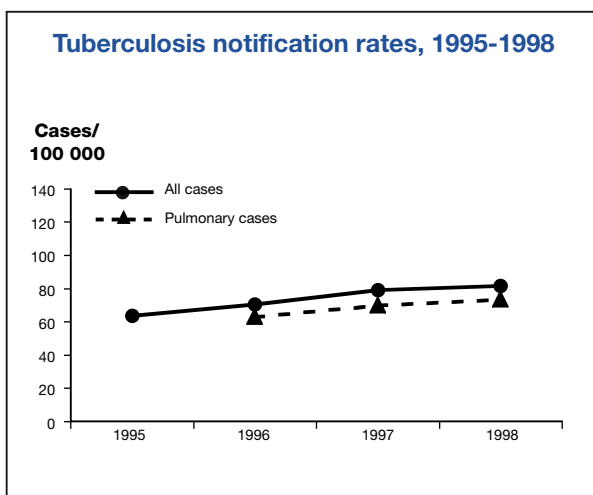
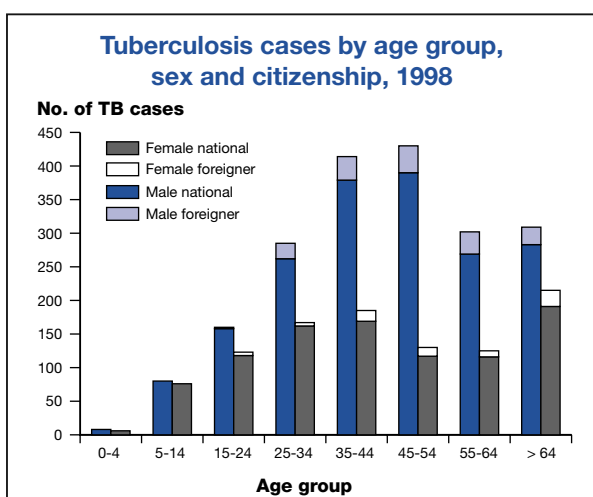
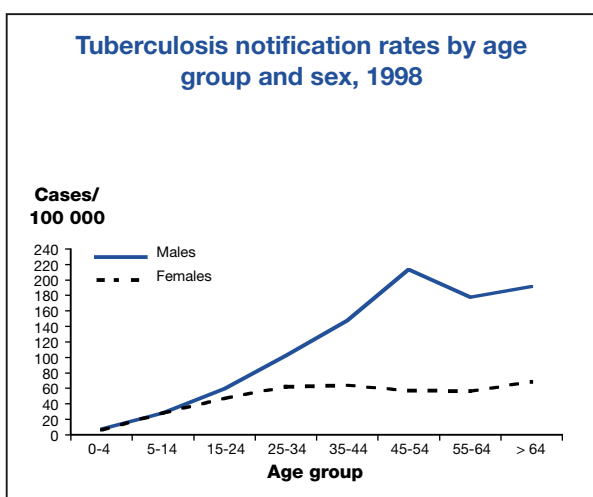
Proportion of notified cases with DST results: 49 %

Geographic coverage: national

Number of cases tested: 1 469/3 016

	Never treated		Previously treated		Total *
	N	(%)	N	(%)	
Tested	1 181	(100)	288	(100)	1 469 (100)
Any resistance to INH	144	(12.2)	48	(16.7)	192 (13.1)
Any resistance to RMP	63	(5.3)	36	(12.5)	99 (6.7)
MDR (INH & RMP)	56	(4.7)	31	(10.8)	87 (5.9)

* including cases without information on previous treatment



LUXEMBOURG

TB cases notified in 1998

Notification rate per 100 000 10.4

	N	(%)
Total number of cases	44	(100)
New cases	40	(91)
Recurrent cases	4	(9)
Cases in foreign born patients	25	(57)
Culture positive cases	44	(100)
Pulmonary cases	38	(86)
- among which smear positive cases	27	

Proportions of drug resistant cases, 1998

Results refer only to cases notified in 1998

Proportion of notified cases with DST results: 100 %

Geographic coverage: national

Number of cases tested: 44/44

	Previous treatment status		Total *
	Never treated	Previously treated	
	N (%)	N (%)	N (%)
Tested	40 (100)	4 (100)	44 (100)
Any resistance to INH	3 (7.5)	0 (0.0)	3 (6.8)
Any resistance to RMP	1 (2.5)	0 (0.0)	1 (2.3)
MDR (INH & RMP)	1 (2.5)	0 (0.0)	1 (2.3)

* including cases without information on previous treatment

Tuberculosis notification rates by age group and sex, 1998

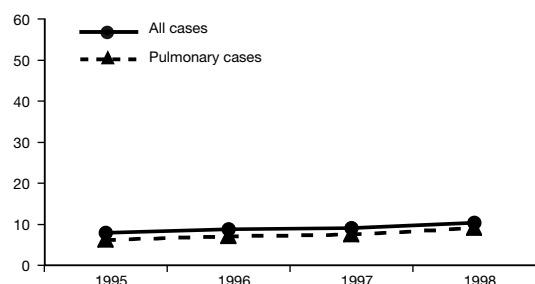
Insufficient number of cases for graphic presentation

Tuberculosis cases by age group, sex and citizenship, 1998

Insufficient number of cases for graphic presentation

Tuberculosis notification rates, 1995-1998

Cases/100 000



Tuberculosis notification rates by age group, 1995-1998

Insufficient number of cases for graphic presentation

MACEDONIA, FYR

TB cases notified in 1998

Notification rate per 100 000	31.0	
	N	(%)
Total number of cases	620	(100)
New cases	568	(92)
Recurrent cases	52	(8)
Cases in foreigners	-	-
Culture positive cases	194	(31)
Respiratory cases	555	(90)
- among which smear positive cases	206	

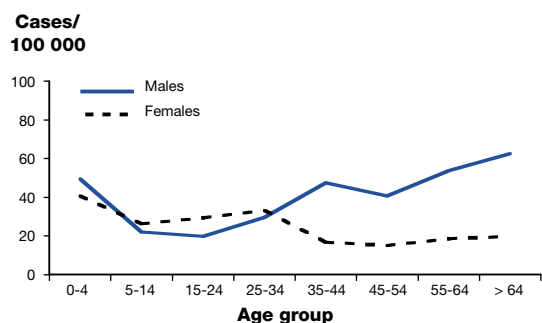
Proportions of drug resistant cases, 1998

Results refer only to cases notified in 1998
 Proportion of notified cases with DST results: 31 %
 Geographic coverage: national
 Number of cases tested: 194/620

	Never treated		Previously treated		Total *
	N	(%)	N	(%)	
Tested	-	-	-	-	194 (100)
Any resistance to INH	-	-	-	-	16 (8.2)
Any resistance to RMP	-	-	-	-	5 (2.6)
MDR (INH & RMP)	-	-	-	-	3 (1.5)

* including cases without information on previous treatment

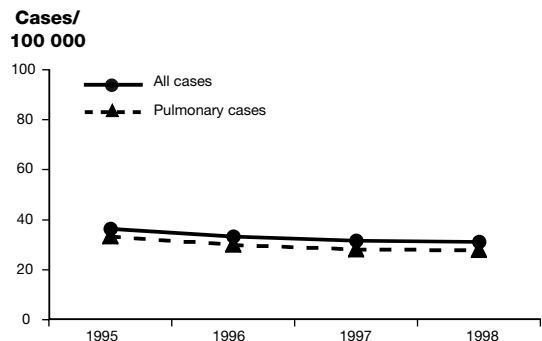
Tuberculosis notification rates by age group and sex, 1998



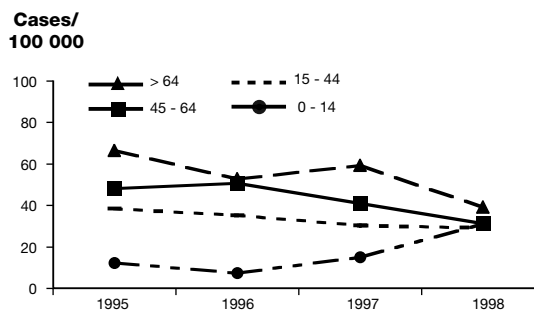
Tuberculosis cases by age group, sex and citizenship, 1998

Not available

Tuberculosis notification rates, 1995-1998



Tuberculosis notification rates by age group, 1995-1998



MALTA

TB cases notified in 1998

Notification rate per 100 000 4.2

	N	(%)
Total number of cases	16	(100)
New cases	10	(63)
Recurrent cases	6	(38)
Cases in foreign born patients	4	(25)
Culture positive cases	4	(25)
Pulmonary cases	13	(81)
- among which smear positive cases	6	

Proportions of drug resistant cases, 1998

Results refer only to cases notified in 1998

Proportion of notified cases with DST results: 25 %

Geographic coverage: national

Number of cases tested: 4/16

	Previous treatment status		Total *
	Never treated	Previously treated	
	N (%)	N (%)	N (%)
Tested	3 (100)	1 (100)	4 (100)
Any resistance to INH	0 (0.0)	0 (0.0)	0 (0.0)
Any resistance to RMP	0 (0.0)	0 (0.0)	0 (0.0)
MDR (INH & RMP)	0 (0.0)	0 (0.0)	0 (0.0)

* including cases without information on previous treatment

Tuberculosis notification rates by age group and sex, 1998

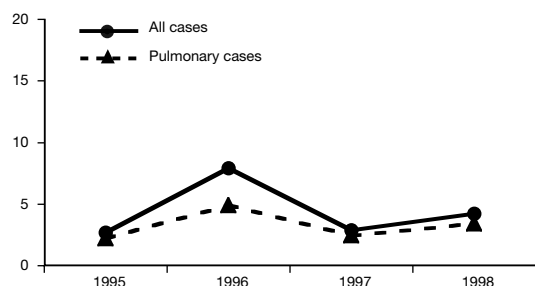
Insufficient number of cases for graphic presentation

Tuberculosis cases by age group, sex and citizenship, 1998

Insufficient number of cases for graphic presentation

Tuberculosis notification rates, 1995-1998

Cases/
100 000



Tuberculosis notification rates by age group, 1995-1998

Insufficient number of cases for graphic presentation

MOLDOVA, REPUBLIC OF

TB cases notified in 1998

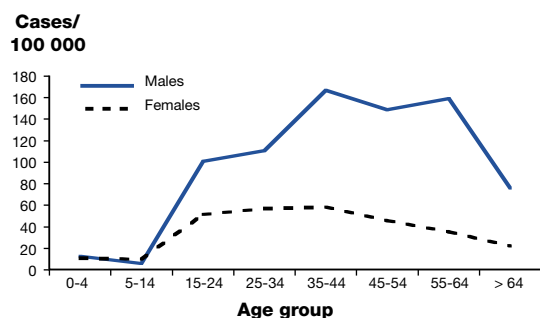
Notification rate per 100 000 66.0

	N	(%)
Total number of cases	2 891	(100)
New cases	2 545	(88)
Recurrent cases	346	(12)
Cases in foreign born patients	68	(2)
Culture positive cases	557	(19)
Respiratory cases	2 723	(94)
- among which smear positive cases	557	

Proportions of drug resistant cases, 1998

Data not requested

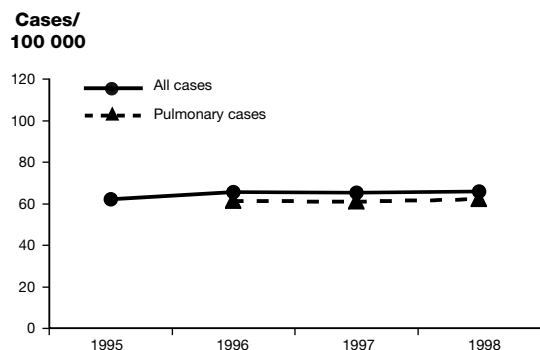
Tuberculosis notification rates by age group and sex, 1998



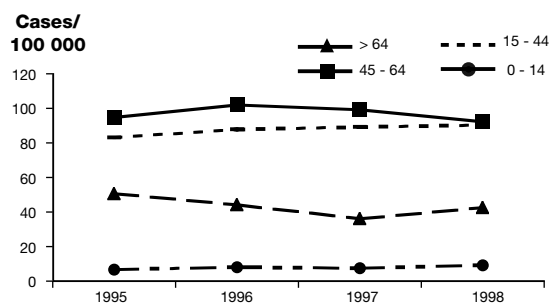
Tuberculosis cases by age group, sex and citizenship, 1998

Less than 5% of TB cases in foreign born patients

Tuberculosis notification rates, 1995-1998



Tuberculosis notification rates by age group, 1995-1998



THE NETHERLANDS

TB cases notified in 1998

Notification rate per 100 000 8.6

	N	(%)
Total number of cases	1 341	(100)
New cases	1 007	(75)
Recurrent cases	168	(13)
Cases in foreign citizens	805	(60)
Culture positive cases	692	(52)
Pulmonary cases	852	(64)
- among which smear positive cases	293	

Proportions of drug resistant cases, 1998

Results refer only to cases notified in 1998

Proportion of notified cases with DST results: 52 %

Geographic coverage: national

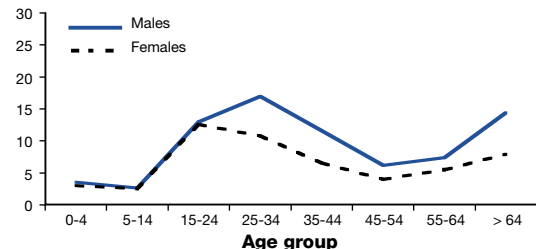
Number of cases tested: 692/1 341

	Never treated		Previously treated		Total *	
	N	(%)	N	(%)	N	(%)
Tested	570	(100)	50	(100)	692	(100)
Any resistance to INH	19	(3.3)	4	(8.0)	26	(3.8)
Any resistance to RMP	2	(0.4)	4	(8.0)	6	(0.9)
MDR (INH & RMP)	1	(0.2)	3	(6.0)	4	(0.6)

* including cases without information on previous treatment

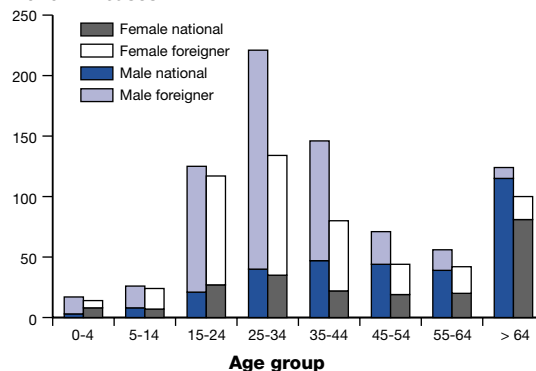
Tuberculosis notification rates by age group and sex, 1998

Cases/100 000



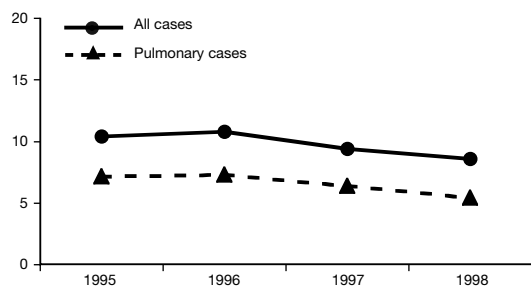
Tuberculosis cases by age group, sex and citizenship, 1998

No. of TB cases



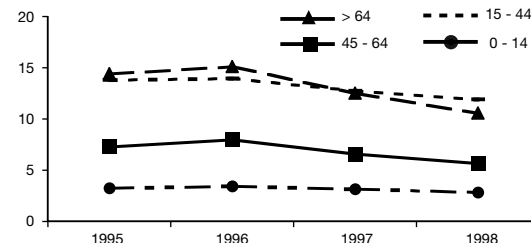
Tuberculosis notification rates, 1995-1998

Cases/100 000



Tuberculosis notification rates by age group, 1995-1998

Cases/100 000



NORWAY

TB cases notified in 1998

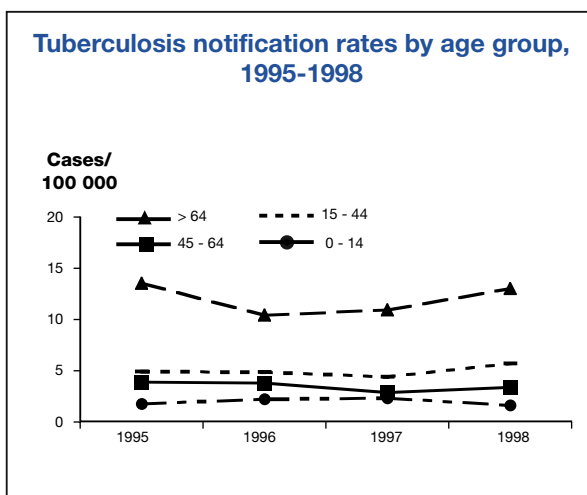
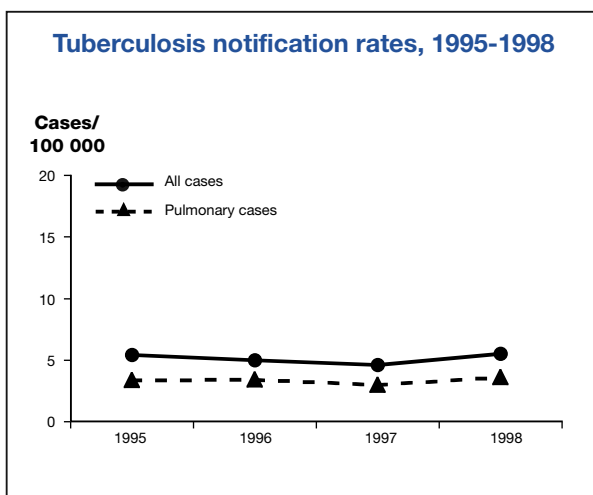
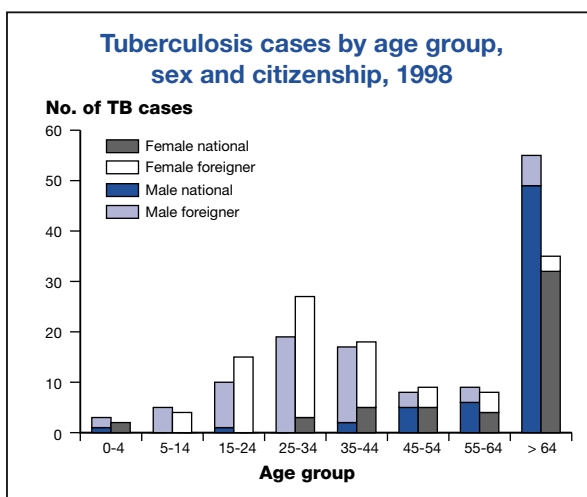
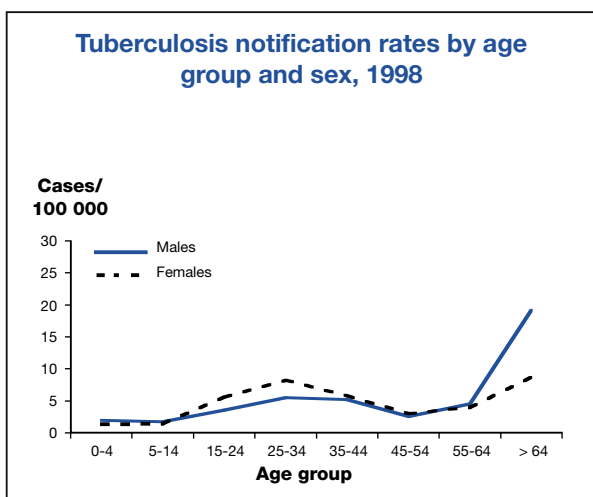
Notification rate per 100 000	5.5	
	N	(%)
Total number of cases	244	(100)
New cases	174	(71)
Recurrent cases	70	(29)
Cases in foreign born patients	129	(53)
Culture positive cases	176	(72)
Pulmonary cases	158	(65)
- among which smear positive cases	43	

Proportions of drug resistant cases, 1998

Results refer only to cases notified in 1998
 Proportion of notified cases with DST results: 72 %
 Geographic coverage: national
 Number of cases tested: 175/244

	Never treated		Previously treated		Total *	
	N	(%)	N	(%)	N	(%)
Tested	158	(100)	17	(100)	175	(100)
Any resistance to INH	11	(7.0)	3	(17.6)	14	(8.0)
Any resistance to RMP	1	(0.6)	1	(5.9)	2	(1.1)
MDR (INH & RMP)	1	(0.6)	1	(5.9)	2	(1.1)

* including cases without information on previous treatment



POLAND

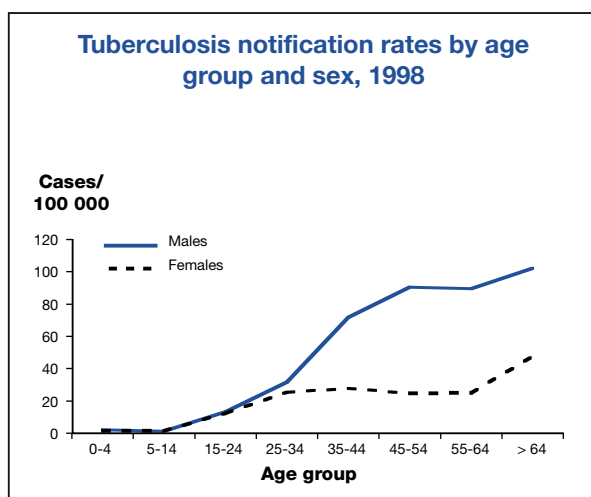
TB cases notified in 1998

Notification rate per 100 000 34.4

	N	(%)
Total number of cases	13 302	(100)
New cases	11 826	(89)
Recurrent cases	1 476	(11)
Cases in foreigners	-	-
Culture positive cases	7 501	(56)
Respiratory cases	12 799	(96)
- among which smear positive cases	7 337	

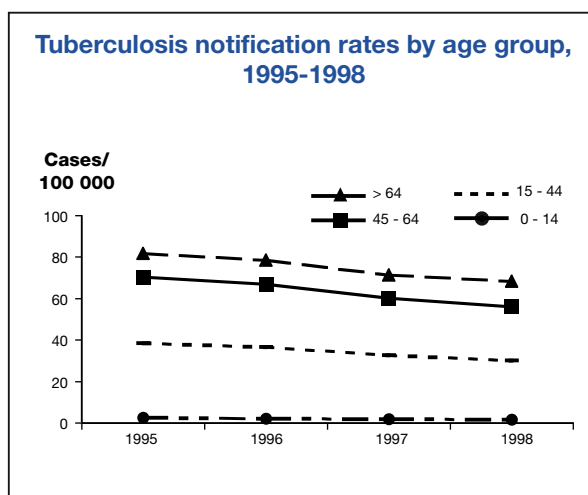
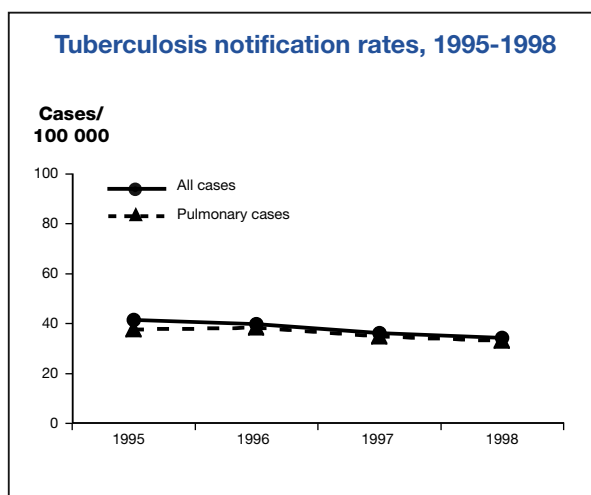
Proportions of drug resistant cases, 1998

Data not available



Tuberculosis cases by age group, sex and citizenship, 1998

Not available



PORTUGAL

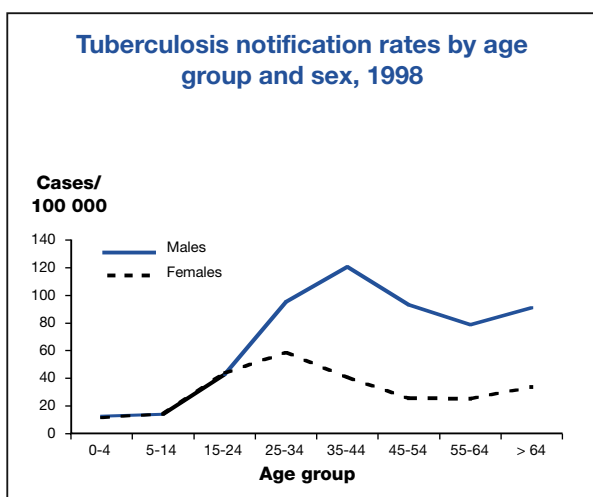
TB cases notified in 1998

Notification rate per 100 000 53.3

	N	(%)
Total number of cases	5 260	(100)
New cases	4 685	(89)
Recurrent cases	575	(11)
Cases in foreigners	-	-
Culture positive cases	3 430	(65)
Pulmonary cases	3 772	(72)
- among which smear positive cases	2 265	

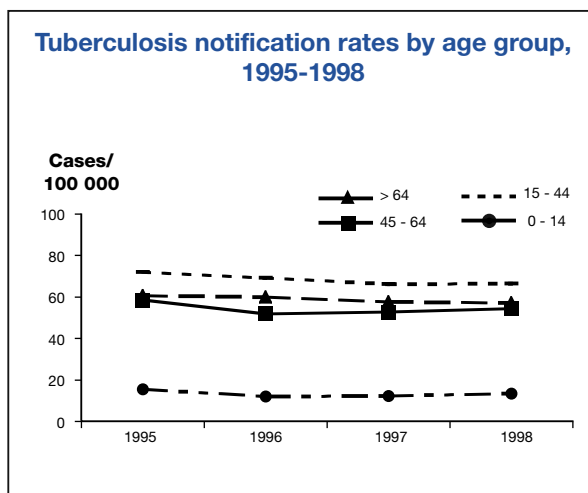
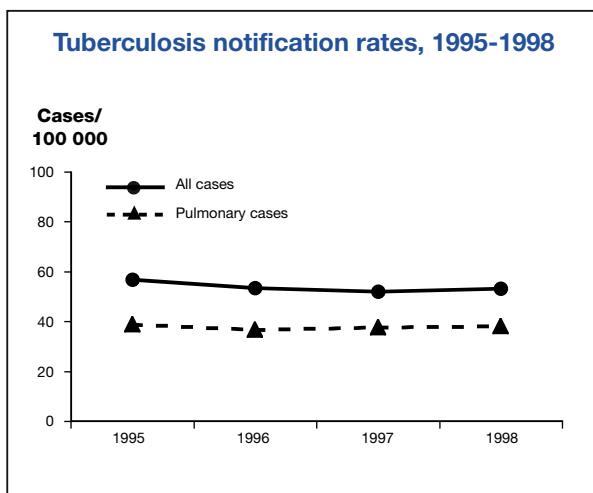
Proportions of drug resistant cases, 1998

Data not available



Tuberculosis cases by age group, sex and citizenship, 1998

Not available



ROMANIA

TB cases notified in 1998

Notification rate per 100 000 114.6

	N	(%)
Total number of cases	25 758	(100)
New cases	23 015	(89)
Recurrent cases	2 743	(11)
Cases in foreign citizens	0	(0)
Culture positive cases	13 158	(51)
Pulmonary cases	21 658	(84)
- among which smear positive cases	12 792	

Proportions of drug resistant cases, 1998

Results refer only to cases notified in 1998

Proportion of notified cases with DST results: 24 %

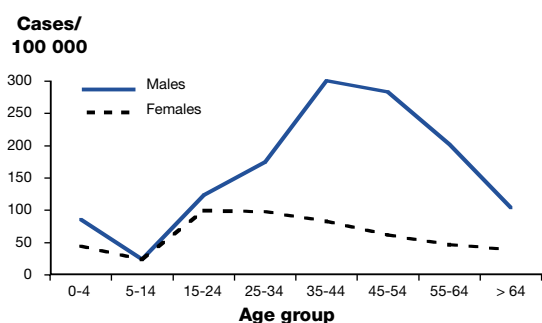
Geographic coverage: 13/47 regions

Number of cases tested: 1 733/7 183

	Never treated		Previously treated		Total *	
	N	(%)	N	(%)	N	(%)
Tested	1 572	(100)	336	(100)	1 733	(100)
Any resistance to INH	105	(6.7)	61	(18.2)	166	(9.6)
Any resistance to RMP	46	(2.9)	56	(16.7)	102	(5.9)
MDR (INH & RMP)	32	(2.0)	42	(12.5)	74	(4.3)

* including cases without information on previous treatment

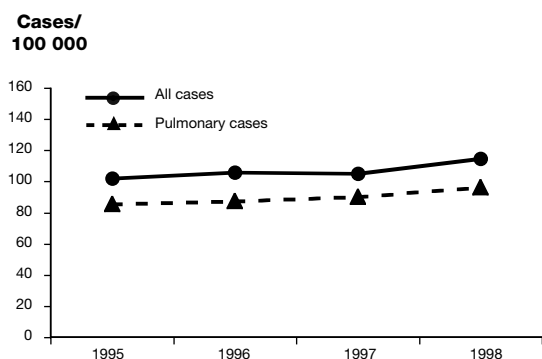
Tuberculosis notification rates by age group and sex, 1998



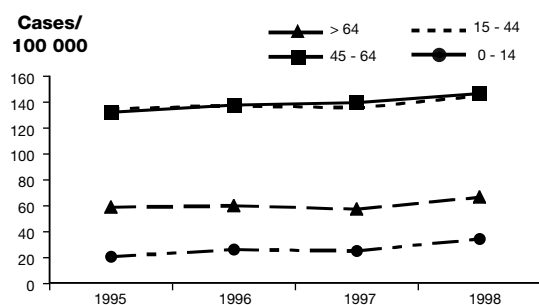
Tuberculosis cases by age group, sex and citizenship, 1998

0 case notified in foreign citizens

Tuberculosis notification rates, 1995-1998



Tuberculosis notification rates by age group, 1995-1998



SLOVAKIA

TB cases notified in 1998

Notification rate per 100 000 23.8

	N	(%)
Total number of cases	1 282	(100)
New cases	1 046	(82)
Recurrent cases	236	(18)
Cases in foreign born patients	1	(0)
Culture positive cases	737	57
Pulmonary cases	1 072	(84)
- among which smear positive cases	396	

Proportions of drug resistant cases, 1998

Results refer only to cases notified in 1998

Proportion of notified cases with DST results: 58 %

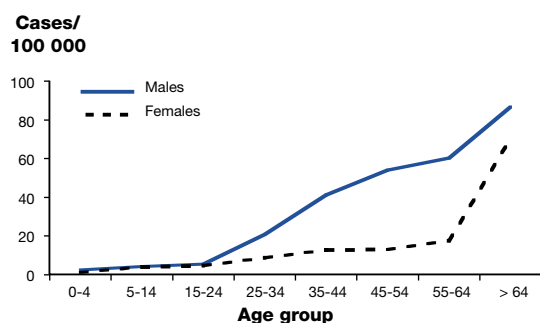
Geographic coverage: national

Number of cases tested: 746/1 282

	Never treated		Previously treated		Total *	
	N	(%)	N	(%)	N	(%)
Tested	589	(100)	157	(100)	746	(100)
Any resistance to INH	12	(2.0)	17	(10.8)	29	(3.9)
Any resistance to RMP	2	(0.3)	16	(10.2)	18	(2.4)
MDR (INH & RMP)	2	(0.3)	13	(8.3)	15	(2.0)

* including cases without information on previous treatment

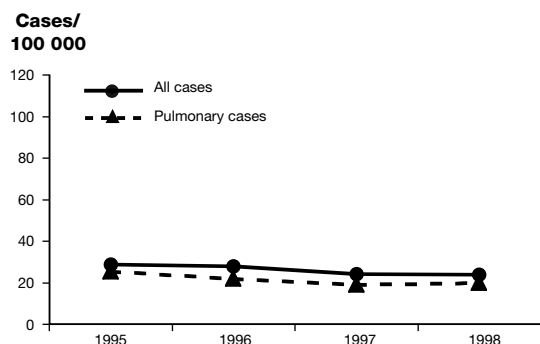
Tuberculosis notification rates by age group and sex, 1998



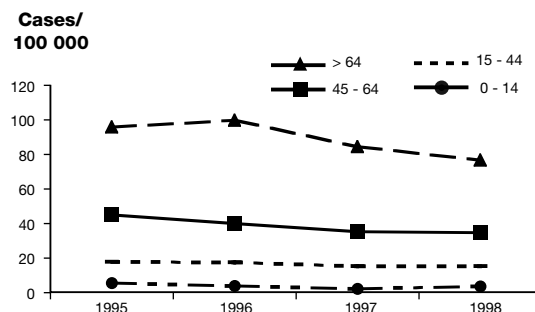
Tuberculosis cases by age group, sex and citizenship, 1998

Less than 5% of TB cases in foreign born patients

Tuberculosis notification rates, 1995-1998



Tuberculosis notification rates by age group, 1995-1998



SLOVENIA

TB cases notified in 1998

Notification rate per 100 000 22.5

	N	(%)
Total number of cases	449	(100)
New cases	404	(90)
Recurrent cases	45	(10)
Cases in foreign born patients	81	(18)
Culture positive cases	346	(77)
Pulmonary cases	363	(81)
- among which smear positive cases	178	

Proportions of drug resistant cases, 1998

Results refer only to cases notified in 1998

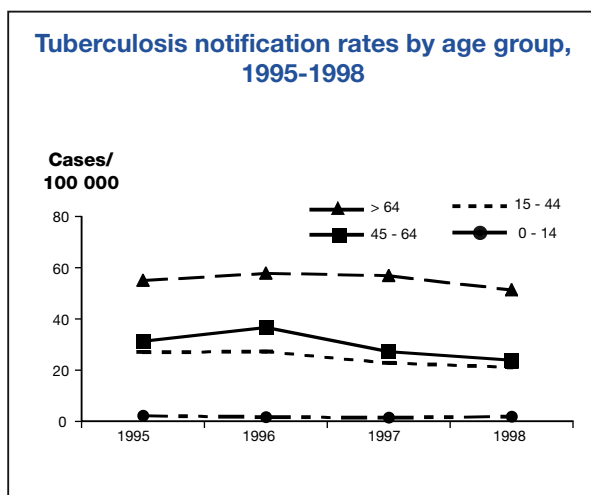
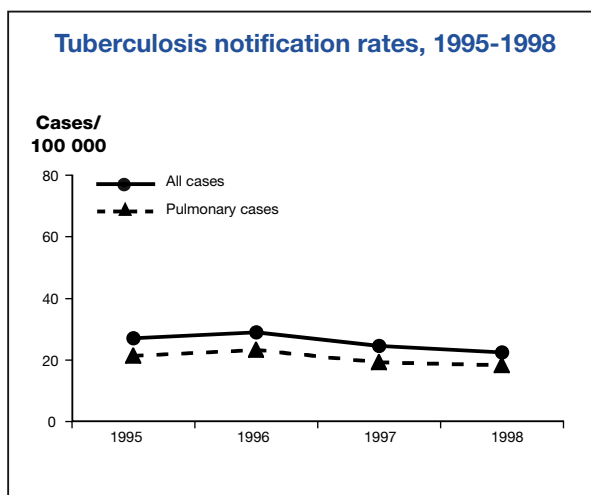
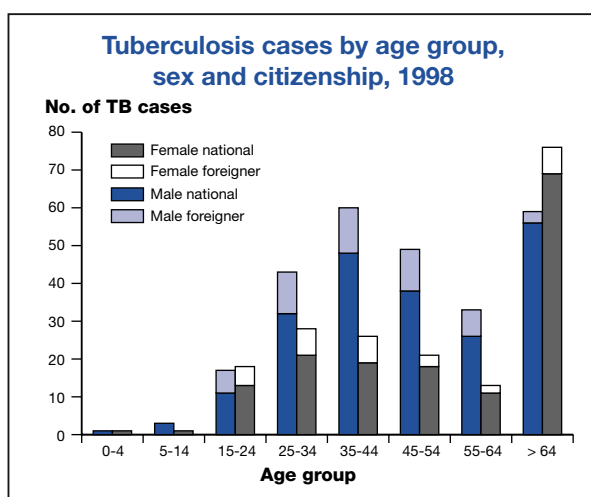
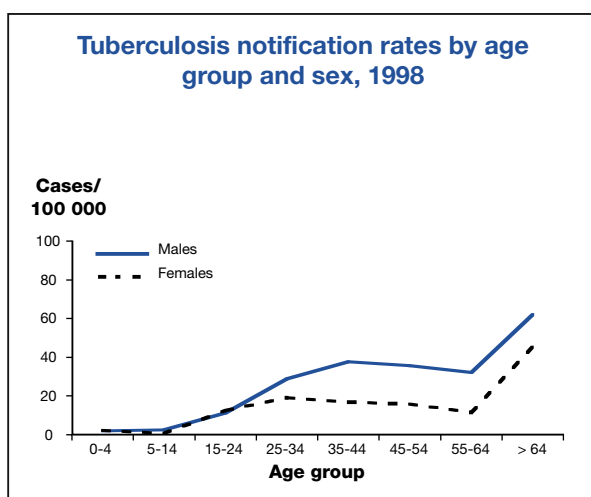
Proportion of notified cases with DST results: 70 %

Geographic coverage: national

Number of cases tested: 315/449

	Previous treatment status		Total *			
	Never treated	Previously treated				
	N	(%)	N	(%)	N	(%)
Tested	287	(100)	28	(100)	315	(100)
Any resistance to INH	2	(0.7)	1	(3.6)	3	(1.0)
Any resistance to RMP	0	(0.0)	0	(0.0)	0	(0.0)
MDR (INH & RMP)	0	(0.0)	0	(0.0)	0	(0.0)

* including cases without information on previous treatment



SPAIN

TB cases notified in 1998

Notification rate per 100 000 22.9

	N	(%)
Total number of cases	9 111	(100)
New cases	3 730	(41)
Recurrent cases	220	(2)
Cases in foreign born patients **	94	(1)
Culture positive cases	2 562	(28)
Respiratory cases	9 026	(99)
- among which smear positive cases	2 441	

* Respiratory and meningeal cases only

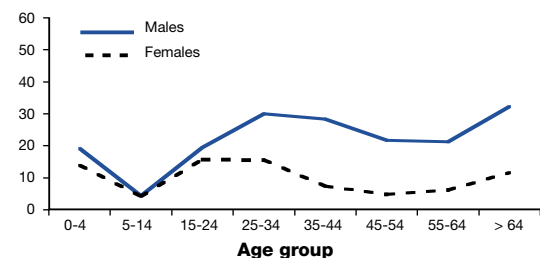
** 59% of the TB cases with unknown information on geographic origin

Proportions of drug resistant cases, 1998

Data not available

Tuberculosis notification rates by age group and sex, 1998 *

Cases/
100 000

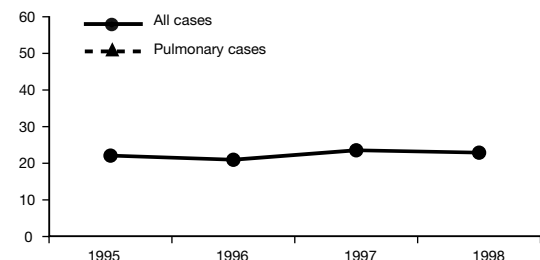


Tuberculosis cases by age group, sex and citizenship, 1998 *

Less than 5% of TB cases in foreign born patients

Tuberculosis notification rates, 1995-1998 **

Cases/
100 000



Tuberculosis notification rates by age group, 1995-1998

Not available

** Until 1996, new respiratory cases only ; since 1997, new and recurrent respiratory and meningeal cases only

SWEDEN

TB cases notified in 1998

Notification rate per 100 000 5.0

	N	(%)
Total number of cases	446	(100)
New cases	373	(84)
Recurrent cases	73	(16)
Cases in foreign born patients	269	(60)
Culture positive cases	368	(83)
Pulmonary cases	283	(63)
- among which smear positive cases	110	

Proportions of drug resistant cases, 1998

Results refer only to cases notified in 1998

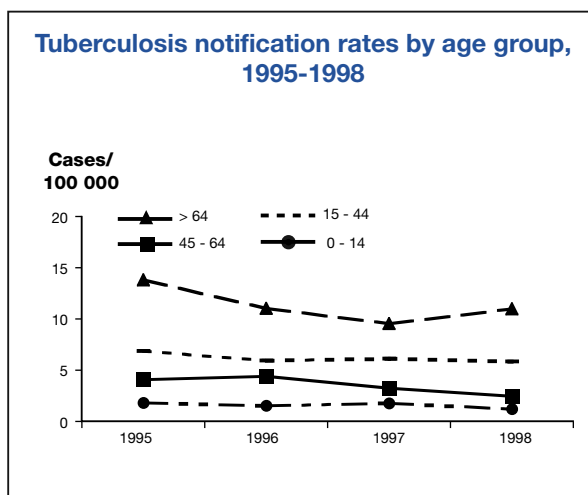
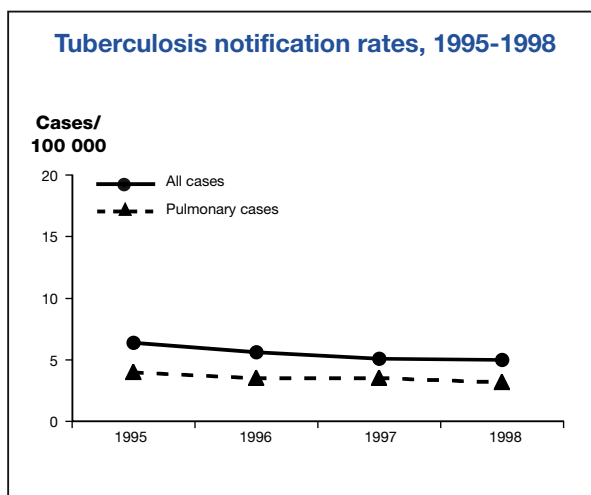
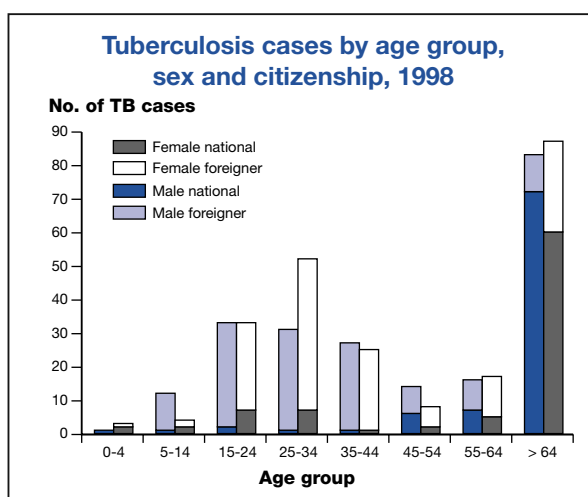
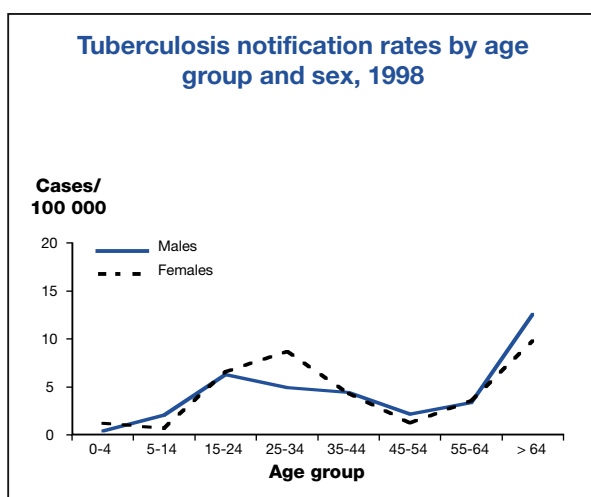
Proportion of notified cases with DST results: 82 %

Geographic coverage: national

Number of cases tested: 365/446

	Previous treatment status		Total *
	Never treated	Previously treated	
	N (%)	N (%)	N (%)
Tested	335 (100)	30 (100)	365 (100)
Any resistance to INH	16 (4.8)	5 (16.7)	21 (5.8)
Any resistance to RMP	2 (0.6)	2 (6.7)	4 (1.1)
MDR (INH & RMP)	2 (0.6)	2 (6.7)	4 (1.1)

* including cases without information on previous treatment



SWITZERLAND

TB cases notified in 1998

Notification rate per 100 000 10.3

	N	(%)
Total number of cases	749	(100)
New cases	567	(76)
Recurrent cases	81	(11)
Cases in foreign born patients	411	(55)
Culture positive cases	604	(81)
Pulmonary cases	581	(78)
- among which smear positive cases	196	

Proportions of drug resistant cases, 1998

Results refer only to cases notified in 1998

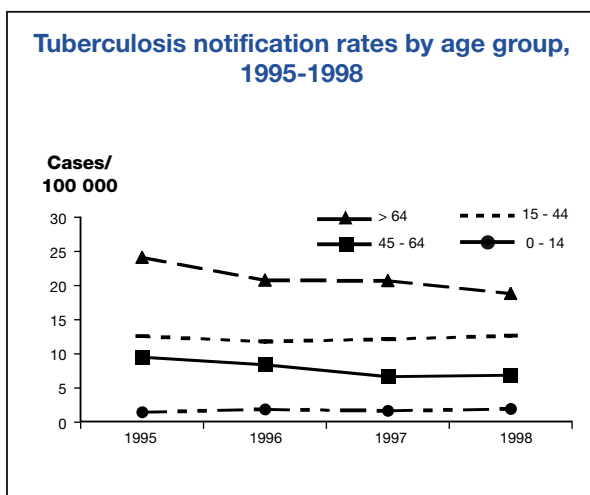
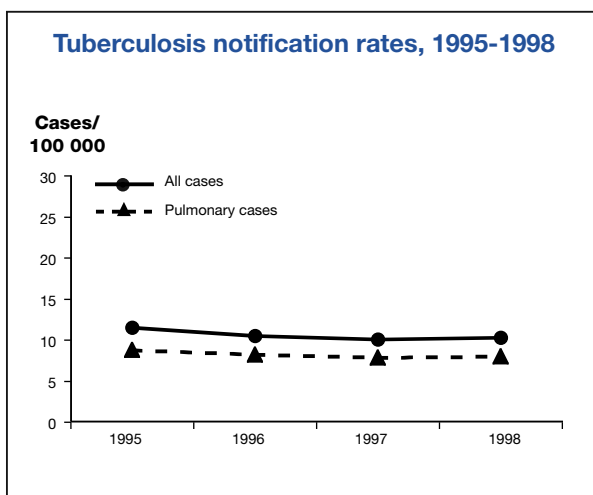
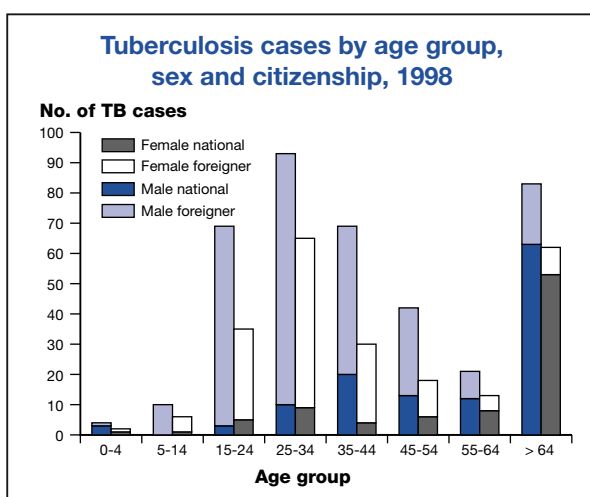
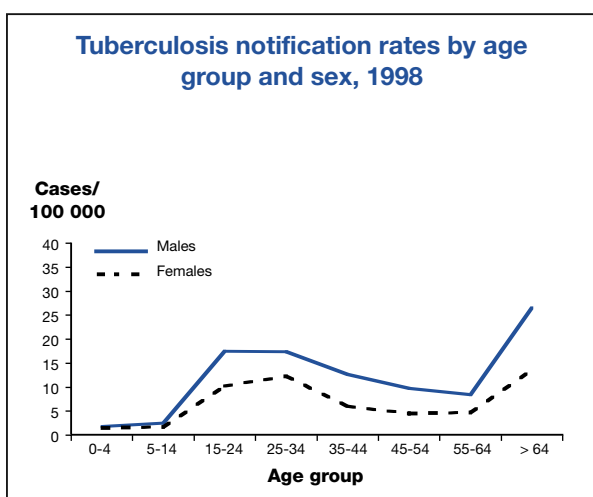
Proportion of notified cases with DST results: 70 %

Geographic coverage: national

Number of cases tested: 528/749

	Previous treatment status		Total *
	Never treated	Previously treated	
	N (%)	N (%)	N (%)
Tested	405 (100)	53 (100)	528 (100)
Any resistance to INH	22 (5.4)	8 (15.1)	32 (6.1)
Any resistance to RMP	3 (0.7)	1 (1.9)	5 (0.9)
MDR (INH & RMP)	2 (0.5)	1 (1.9)	3 (0.6)

* including cases without information on previous treatment



UNITED KINGDOM

TB cases notified in 1998

Notification rate per 100 000 10.5

	N	(%)
Total number of cases	6 176	(100)
New cases	4 198	(68)
Recurrent cases	448	(7)
Cases in foreign born patients	2 970	(48)
Culture positive cases	3 703	(60)
Pulmonary cases *	3 892	(63)
- among which smear positive cases	1 525	

* Respiratory cases for Scotland

Proportions of drug resistant cases, 1998

Results refer only to cases notified in 1998

Proportion of notified cases with DST results: 54 %

Geographic coverage: national

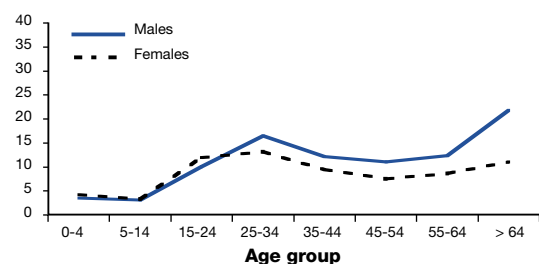
Number of cases tested: 3 362/6 176

	Never treated		Previously treated		Total *	
	N	(%)	N	(%)	N	(%)
Tested	2 515	(100)	238	(100)	3 362	(100)
Any resistance to INH	110	(4.4)	23	(9.7)	164	(4.9)
Any resistance to RMP	13	(0.5)	10	(4.2)	29	(0.9)
MDR (INH & RMP)	8	(0.3)	9	(3.8)	21	(0.6)

* including cases without information on previous treatment

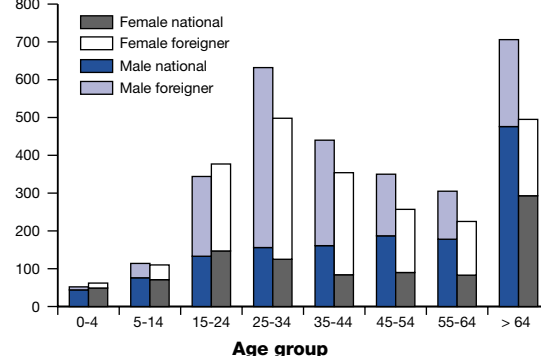
Tuberculosis notification rates by age group and sex, 1998

Cases/
100 000



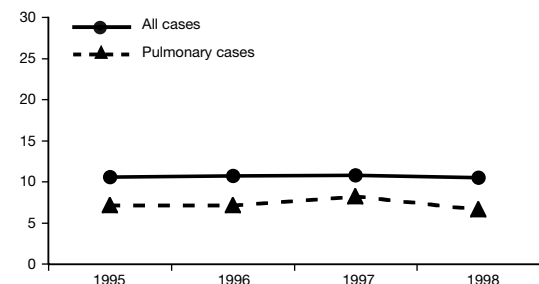
Tuberculosis cases by age group, sex and citizenship, 1998

No. of TB cases



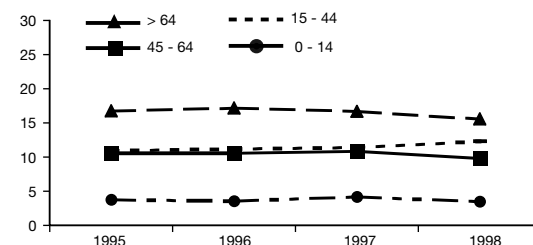
Tuberculosis notification rates, 1995-1998

Cases/
100 000



Tuberculosis notification rates by age group, 1995-1998

Cases/
100 000



UZBEKISTAN

TB cases notified in 1998

Notification rate per 100 000 35.9

	N	(%)
Total number of cases	13 958	(100)
New cases	13 403	(96)
Recurrent cases	555	(4)
Cases in foreigners *	-	-
Culture positive cases	-	-
Respiratory cases	12 318	(88)
- among which smear positive cases	-	-

* Foreigners not included in the notification

Proportions of drug resistant cases, 1998

Data not requested

Tuberculosis notification rates by age group and sex, 1998

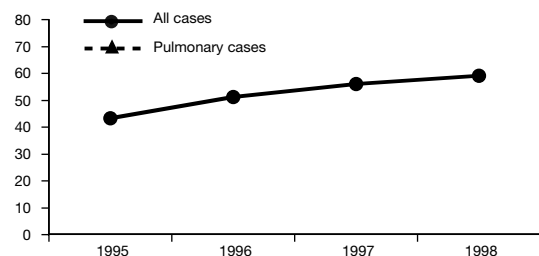
Not available

Tuberculosis cases by age group, sex and citizenship, 1998

Not available

Tuberculosis notification rates, 1995-1998

Cases/
100 000



Tuberculosis notification rates by age group, 1995-1998

Not available

YUGOSLAVIA

TB cases notified in 1998 *

Notification rate per 100 000 35.9

	N	(%)
Total number of cases	3 028	(100)
New cases	2 799	(92)
Recurrent cases	207	(7)
Cases in foreigners	-	-
Culture positive cases	1 873	(62)
Respiratory cases	2 829	(93)
- among which smear positive cases	1 873	

* Without Kosovo and Metohia

Proportions of drug resistant cases, 1998

Results refer only to pulmonary cases notified in 1998

Proportion of notified cases with DST results: 74 %

Geographic coverage: **Belgrade** region

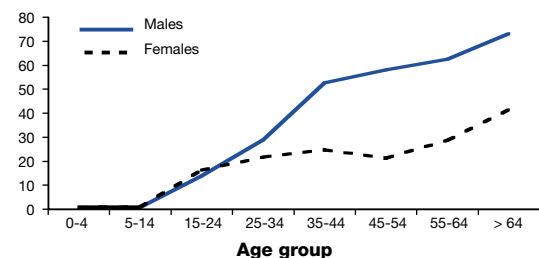
Number of cases tested: 398/541

	Previous treatment status		Total *
	Never treated	Previously treated	
	N (%)	N (%)	N (%)
Tested	359 (100)	39 (100)	398 (100)
Any resistance to INH	3 (0.8)	2 (5.1)	5 (1.3)
Any resistance to RMP	4 (1.1)	3 (7.7)	7 (1.8)
MDR (INH & RMP)	2 (0.6)	2 (5.1)	4 (1.0)

* including cases without information on previous treatment

Tuberculosis notification rates by age group and sex, 1998 *

Cases/
100 000

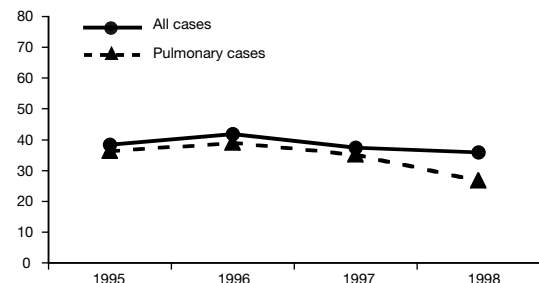


Tuberculosis cases by age group, sex and citizenship, 1998

Not available

Tuberculosis notification rates, 1995-1998 *

Cases/
100 000



* 1998 Without Kosovo and Metohia

Tuberculosis notification rates by age group, 1995-1998 *

Cases/
100 000

